

REPORT

THE ACCOUNTANT
GENERAL *Of*
TARABA STATE

TOGETHER WITH
THE AUDITED FINANCIAL STATEMENTS
FOR THE YEAR ENDED

31st December
2024

ISSUED BY
OFFICE OF THE
ACCOUNTANT GENERAL
TARABA STATE



DR AGBU KEFAS
GOVERNOR TARABA STATE



DR SARAH ENOCH ADI

COMMISSIONER, MINISTRY OF FINANCE BUDGET
AND PLANNING TARABA STATE



GAIUS DANJUMA
ACCOUNTANT GENERAL TARABA STATE



PART 1

Preface by the Honorable Commissioner of Finance.....	1
Responsibility For Financial Statement	2
Audit Certificate by the Auditor-General of Taraba State	3
Statement Of Accounting Policies.....	4

Tables

Table 1 Revenue Budget Performance.....	9
Table 2 Professional Cadre Staff Deployment	13
Table 3 Executive Cadre Staff Deployment	13

PART 2

Statements Number

Statement 1: Cash Flow Statement.....	17
Statement 2: Statement Of Assets And Liabilities.....	18
Statement 3: Statement Of Consolidated Revenue Fund.....	19
Statement 4: Statement Of Capital Development fund.....	20

Notes to the Accounts

1. Statutory Allocation.....	21
2. Value Added Tax (VAT).....	22
3. Internally Generated Revenue	22
4. Personnel Costs	24
5. Overhead Costs.....	27
6. Capital Expenditure	29
7. Aids And Grants	34
8. Short Term Loans.....	34
9. Long Term Loans.....	34
10. External Loans.....	35
11. Total Loan Borrowing Schedule.....	35
12. Total Loan Repayment Schedule.....	36
13. Closing Cashbook Balances Of Ministries.....	37
14. Closing Cashbook Balances Of Subtreasuries.....	38
15. Short Term Deposits.....	39
16. National Housing Fund.....	40
17. Bank Of Industry/ Taraba State Government MSME Fund.....	40
18. Due From Federal Government On Road Construction.....	41
Supplementary Notes.....	42

PREFACE TO THE FINANCIAL STATEMENT AND ANNUAL REPORT OF THE ACCOUNTANT-GENERAL OF TARABA STATE OF NIGERIA FOR THE FISCAL YEAR, 2024

I Present the Annual Report of the Accountant-General of Taraba State of Nigeria, together with Financial Statement for the year ended 31st December, 2024. These Financial Statements and the attached notes to the Accounts are in line with the requirement of the International Financial Reporting Standard as recommended by the Technical Sub-Committee of the Federation Accounts Allocation Committee (FAAC).


2 Our desire is to present the Financial Statement that ensures ease reference to users. Government intends to entrench transparency, stewardship and ensure accountability in the conduct of her activities.

3 The Annual Report of the Accountant-General of Taraba State of Nigeria for the Fiscal Year 2024 contains a Report of the Financial Operations and Financial Statements of Taraba State Government of Nigeria for the year. The Financial Statements provide Information that can be useful in Assessing the Financial Activities of the State. The Statements are intended to meet the needs of Taxpayers, Members of the Legislature, Investors and Creditors, Research Institutions, Suppliers, the Media, International Financial Agencies and other Users.

4 Let me use this Opportunity to urge Investors to partner with the state by Investing in the Tourism and Solid Minerals sub-sectors.

5 In compliance with the provisions of section 125(2) of the Constitution of the Federal Republic of Nigeria 1999, as amended, the Financial Statement of Taraba State of Nigeria for the fiscal year 2024 have been Examined and Certified by the Auditor-General of Taraba State. Therefore, the report is hereby commended for public use.

Dr. Sarah Enoch Adi



*Honourable Commissioner of Finance,
Budget and Economic Planning.
Taraba State of Nigeria.*

SECRET**OFFICE OF THE ACCOUNTANT GENERAL
MINISTRY OF FINANCE****Taraba State, Jalingo**

P.M.B 1070

agtaraba@gmail.com

Tel: 079-222006



Ref No: _____

Date: _____

RESPONSIBILITY FOR FINANCIAL STATEMENTS

The Accountant General is Responsible for the Preparation of the Financial Statement for each year. The Financial Statements are prepared in line with the Requirements of the International Financial Reporting Standard (IFRS) and in Accordance with the provisions of the Finance (control and Management) Act 1958 Cap 144 LFN as amended. The Accounts have been prepared on Cash Basis and in compliance with the requirements of the Cash Basis of the International Public Sector Accounting Standards (IPSAS).

As the Accountant General of the State and Chief Accounting Officer of the Receipts and Payments of all Funds I accept the Responsibility for the Annual Consolidated Financial Statement.

Gaius Danjuma

Accountant-General of Taraba State.

12th July, 2025

SECRET

**SECRET**

State Secretariat,
P.M.B 1064, Jalingo
Taraba State
Nigeria

Phone: 079-222611

OFFICE OF THE STATE AUDITOR GENERAL
JALINGO, TARABA STATE

AUDIT CERTIFICATE.

In compliance with S.125 (2) of the 1999 Constitution of the Federal Republic of Nigeria (as amended), the Accounts and Financial Statements of Taraba State Government of Nigeria for the Financial Year ended 31st December, 2024 have been-examined under my direction.

The Financial Statement were prepared in accordance with requirements of the Cash Basis International Public Sector Accounting Standards (IPSAS Cash) and the Finance (Control and Management) Act. 1958.

The audit was conducted in compliance with the National Audit Standards for the Public sector in Nigeria and Generally Accepted Auditing Standards and Relevant guidelines.

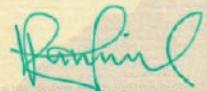
I have obtained all the necessary information and explanation for the discharge of my duties and adequate returns were made by Accounting Officers in conformity with Finance (Control and Management) Act CAP F26 LFN 2004.

In the discharge of my duties, the Financial Statement have been certified subject to the comment contained in my report for the year ended 31st December, 2024. In my opinion, the Financial Statements and Accounts present a true and fair view of the state of Affairs of Taraba State Government as at 31st December, 2024 subject to my comments.

Special Opinion:

Within the year under review, the State Government received the sum of ₦5,508,762,972.80 (Five Billion, Five Hundred and Eight Million, Seven Hundred and Sixty-Two Thousand, Nine Hundred and Seventy-Two Naira, Eighty Kobo) only from the World Bank in respect to The Nigeria Community Action for Resilience and Economic Stimulus (NG-CARES).

Office of the Auditor General
State Secretariat,
Jalingo, Taraba State,
11th July, 2025.


POLYCARP IRANIUS, FCNA
AUDITOR GENERAL,
TARABA STATE.

SECRET

SECRET

OFFICE OF THE ACCOUNTANT GENERAL
MINISTRY OF FINANCE
Taraba State, Jalingo
P.M.B 1070

agtaraba@gmail.com

Tel: 079-222006



Ref No: _____

Date: _____

STATEMENT OF ACCOUNTING POLICIES

The Financial Statements together with the Notes to the Accounts gives the Financial Position of Taraba State Government as at 31st December, 2024.

The Financial Statements are in compliance with the Provisions of the Finance (Control and Management) act 1958 now cap 144 LFN 1990 and the Financial Regulations (2009).

The Financial Statements were prepared under Cash Basis Policies of the International Public Sector Accounting Standards (IPSAS) as shown below:

- Revenue is Recognized when actual Cash is Received.
- Unpaid Revenues are Recognized in the year actual Cash is Received.
- Expenditure is Recognized when actual cash is paid.
- Liability is taken for unpaid Certificates Issued by Contractors for job executed and unpaid Civil Servants Retirement Benefits.
- Foreign Loans are stated at the Central Bank of Nigeria prevailing rates.

SECRET

Other Revenue/Income:

- Other Revenue/Income consist of fees, fines, debt forgiveness, Commissions, Rentals, Gains on Disposals of Assets, etc.
- Any gain on disposal is recognized at the date the control of the Assets is passed to the buyer and is determined after deducting from the proceeds the carrying value of the Asset at that time.

Aid and Grants:

- Aid and Grants to an entity is recognized as income on entitlement , while Aid and Grants to other government/agencies are recognized as expenditure on commitment
- Grants should be recognized as either in kind (assets, goods or service) or cash.
- Assets related grant for which conditions are fully met should be recognized systematically as income in the GPFS to compensate for the cost of the Assets (depreciation) it is intended to represent by applying deferred income method.

Subsidies, Donations and Endowments:

- Subsidies, Donations and Endowments to an entity are recognized as income when money is received, or entitlement to receive money is established; except where fulfillment of any restrictions attached to these monies is not probable.

The following Fundamental Accounting Concepts were taken as Basis of Preparation of the Financial Statements.

- Cash Basis of Accounting
- Understandability
- Materiality
- Relevance
- Going Concern Concept
- Consistency Concept
- Prudence
- Completeness, etc.

BUDGET FIGURES

The Budget was prepared under the Taraba State Appropriation Law No. 4 of 2022. The figures are obtained from the Approved and Supplementary Budget.



Gaius Danjuma

Accountant General Of Taraba State

12th July 2025

1.0 Introduction:

I present the Annual Report and Financial Statements for the year ended 31st December, 2024. The Financial Statements are presented in line with the requirements of the International Financial Reporting Standard (IFRS) as recommended by the Technical Sub-committee of the Federation Accounts Allocation Committee (FAAC). This is an important step to meeting the consolidation of the Financial Statements of the State.

2.0 Accounting Policy

2.1 Revenue is recognized when actual cash is received.

2.2 Unpaid revenues are recognized in the year actual cash is received.

2.3 Expenditure is recognized when actual cash is paid, however liability is taken for unpaid certificate issued by contractors for job executed and unpaid Civil Servants retirement benefits.

2.4 Foreign dominated loans are stated at the prevailing CBN rates.

3.0 The Basis of Accounts:

The Accounts have been prepared on Cash Basis and in Compliance with the requirements of the Cash Basis International Public Sector Accounting Standards IPSAS.

Loans and other Borrowings are stated in the Statement of Assets and Liabilities, with Foreign Loans stated at the Central Bank of Nigeria prevailing rate. Investments are stated at the Nominal Value plus the Interest Earned. The Accounts also comply with the Constitution of the Nigeria, 1999 as amended and Finance (Control and Management) Act, 1958.

3.1 Review of the Economy:

The Benchmark Price of Oil was set at US\$73.96 per barrel and crude Oil Production Estimated at 1.78 Million Barrels per day. The Exchange Rate was N700 to One United State Dollar and Inflation Rate of 21%. The Real Gross Domestic Product Estimated to Grow by 3.76%.

4.0 Performance of the Budget:

The Total Sum of **N707,157,438,322.72** Budgeted for the Year. The Recurrent Expenditure was Estimated to be **N217,282,441,803.13**. The Sum of **N118,395,245,424.09** was Allocated as Personnel Emoluments, the Sum of N98,887,196,379.04 was Budgeted for Overhead Cost, while Capital Budget was estimated to be **N489,874,996,519.59**

DETAILS OF THE PERFORMANCE OF THE BUDGET ARE OUTLINED BELOW:

4.1 Revenues

Revenue Overall Performance was 168.71% of the Budgeted Figure during the course of the year. Although the Overall Targeted Revenues were Achieved, Deficit were recorded in some of the Revenue Codes such as Direct Taxes, Licenses, Sales and Earning.

4.2 Statutory Allocations

The share of the State from the Federation Account was estimated at N66,987,091,138.24, but the sum of N164,944,894,349.14 Representing 246.23% was received as Statutory Allocation from the Federation Account during the year.

4.3 Value Added Tax Allocations

The share of State Government from the Value Added Tax collection was estimated to be N45,441,876,054.14 However, the sum of N55,632,653,748.31 Representing 122.43% was received during the year.

4.4 Direct Taxes

It was Estimated that the sum of N22,455,234,312.67 of Direct taxes would be Generated as Revenue for the year. The sum of N11,384,070,443.34 representing 50.70% was collected.

4.5 Licenses

The sum of N125,632,650.00 was collected under this Head as against the sum of N180,986,486.00 Budgeted for the year and this represents 69.42% of the budgeted sum.

4.6 Fees

The sum of N3,186,521,651.00 was to be Generated as Revenue under this head, and sum of N4,177,644,425.29 representing 131.10% was realized under the head.

4.7 Fines:

The sum of N28,430,000.00 was to be Generated as Revenue under this head, and sum of N131,309,915.00 representing 461.87% was realized under the head.

4.8 Sales

The sum of N792,333,001.21 was Budgeted under this head and the sum of N162,923,750.00 was realized. This represents 20.56% of the budgeted sum.

4.9 Earnings

The sum of N915,153,505.45 was Budgeted under this head and the sum of N59,776,760.00 was realized. This represents 6.53% of the budgeted sum.

4.10 Rent

The sum of N6,460,000.00 was Estimated to be collected as Rent on Government property and the sum of N18,323,727.81 was realized under the head which represent 283.65% of the budgeted sum.

4.11 Interest, Repayments and Dividends

The sum of N58,667.01 was estimated under this head, but nothing was collected under the head.

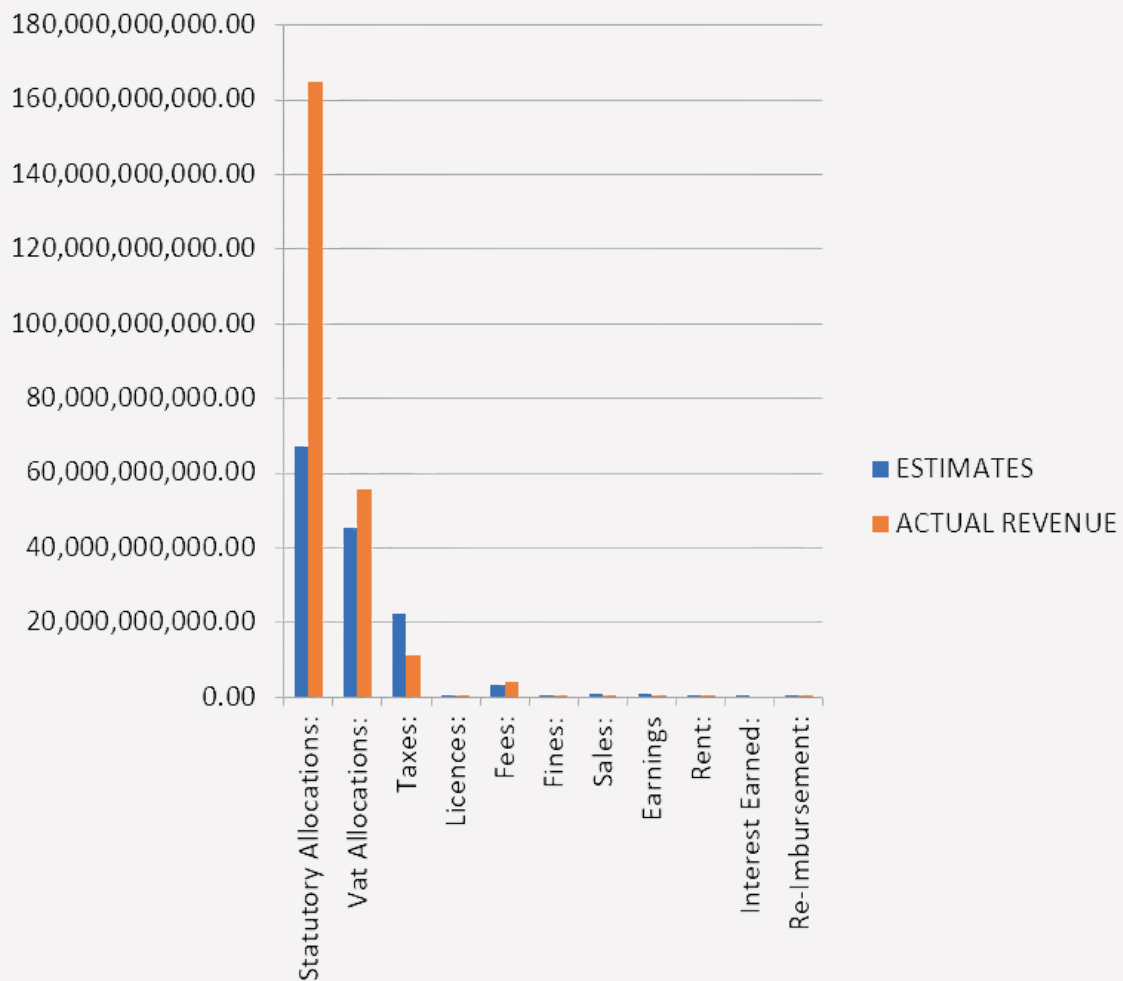
4.12 Re-Imbursements

The sum of N265,261,500.00 was expected to be collected under this head for the year and the Sum of N80,400.00 was realized under the head which represent 0.03%.

The Table Below Contains the Details of the Revenue Collection

DETAILS OF REVENUE	ESTIMATES	ACTUAL REVENUE	% PERFORMAN CE
Statutory Allocation	66,987,091,138.24	164,944,894,349.14	246.23
Vat Allocation	45,441,876,054.00	55,632,653,748.31	122.43
Taxes	22,455,234,312.67	11,384,070,443.34	50.70
Licenses	180,986,486.00	125,632,650.00	69.42
Fees	3,186,521,651.76	4,177,644,425.29	131.10
Fines	28,430,000.00	131,309,915.00	461.87
Sales	792,333,001.21	162,923,750.00	20.66
Earnings	915,153,505.45	59,776,760.00	6.53
Rent	6,460,000.00	18,323,727.81	283.65
Interest	58,667.01		
Re-Imbursements	265,261,500.00	80,400.00	0.03
Total:	140,259,406,316.48	236,637,310,168.89	168.71%

The Graphic Performance of the Revenue is Presented Below:



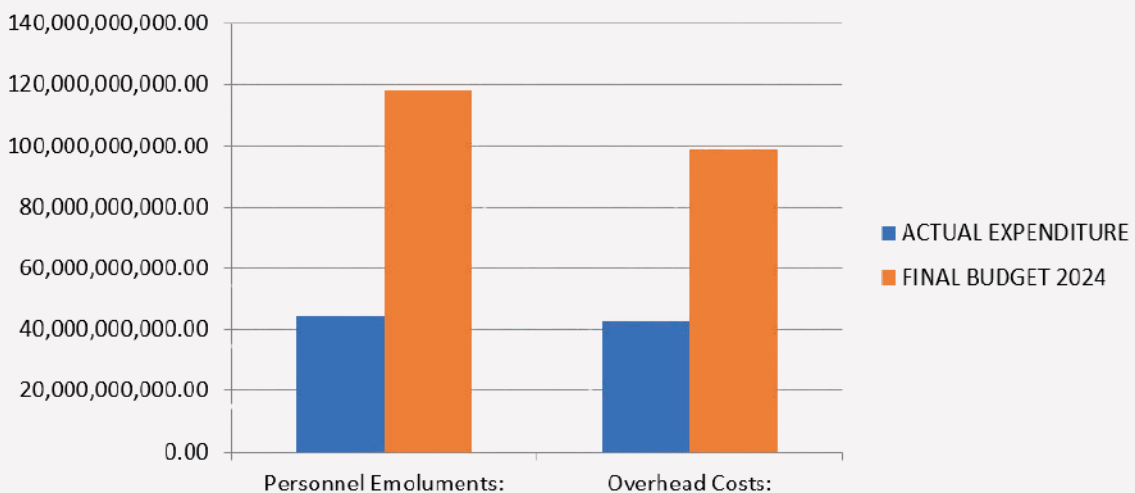
5.0 Expenditure:

5.1 Recurrent Expenditure:

Details of the breakdown on Recurrent Expenditure shows that Personnel Emoluments Amounted to N44,411,681,601.81 Billion as against the Budgeted sum of N118,395,245,424.09 Billion Representing 37.51%. The Overhead Costs were N42,822,765,015.12 Billion, instead of the Budgeted sum of N98,887,196,379.04 Billion Representing 43.30%.

The graphic performance of Recurrent Expenditure Budget Performance is presented below:-

Recurrent Expenditure Budget Performance, 2024

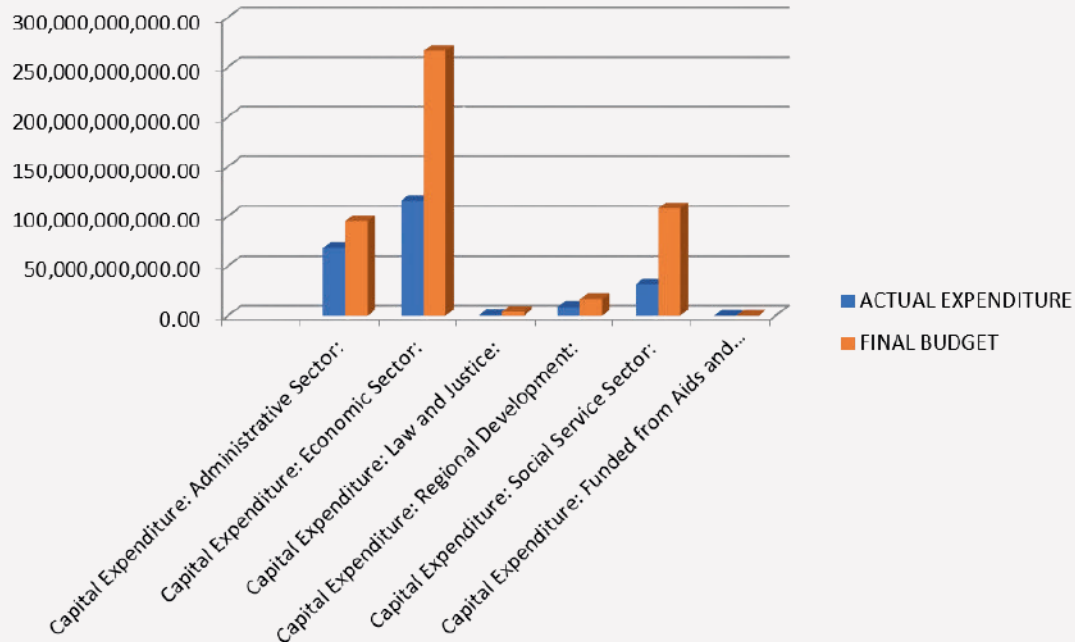


Details of the Recurrent Expenditure are found under Statement No. 3 of this report.

5.2 Capital Expenditure:

The Capital Expenditure achieved 45.88% of the Budget. Sectorial Analysis of the Capital Expenditure shows that the Economic Sector, Administrative Sector, Social Services Sector, and Regional Development recorded the highest expenditure of N115.45 billion, N68.29 billion, N31.47 and N8.61 respectively, while the least Expenditure was recorded under Law and Justice Sector with expenditure of N919.778 Million during the year.

The graphic performance of the Capital Expenditure Budget is presented below..



6.0 Financial Statements:

Details of analysis of the Financial Statement are presented below:

6.1 Cash Flow Statement

The Cash Flow Statement is presented as Statement No.1. The overall revenue increased to **N236,637,310,168.89**, Independent revenue was increased by **N5,431,584,498.50** compared to last year.

The liquid position of the Government Decreased from **N16,197,190,949.82** as at 1st January 2024 to **N4,860,965,437.67** by 31st December, 2024.

6.2 Assets and Liabilities

The Statement of Assets and Liabilities is presented as Statement No.2 . The Assets Consists of the Liquid Cash and Investments. Cash and Cash Equivalents stand at **N4,860,965,437.67** compared to last year figure of **N16,197,190,1949.82**

Non Current Assets (Investments) consist of Contributions by Civil Servants to the National Housing, Counter-part fund Investment in Bank of Industries for Medium and Small Scale Enterprises and the Funds due from Federal Government on Roads Constructed by the State Government. The Total Amount is **N15,423,383,003.51**

6.3 Staff Position and Training:

The organization operated with a total of 596 staff across the services of Taraba State Government during the course of the year under review. The Staff disposition during the year covered the service-wide staff responsible for service delivery in the Finance and Accounts Departments in various Ministries, Departments and Agencies of Government and those within the Headquarters and various Sub-Treasuries across the State.

6.4 Staff Disposition:

A total of 468 staff were deployed within the Headquarters, Sub-Treasuries, various Ministries, Departments and Agencies of Government during the year. The staff disposition of professional Cadre as at 31st December, 2024 is as follows:

S/No.	Cadre	Grade Level	No.
1	Accountant-General	Consolidated	1
2	Directors(Accounts)	17	21
3	Deputy Directors (Accounts)	16	62
4	Assistant Directors (Accounts)	15	33
5	Chief Accountants	14	14
6	Assistant Chief Accountants	13	12
7	Principal Accountants	12	9
8	Senior Accountants	10	4
9	Accountants I	9	7
10	Accountants II	8	113
	Total:		275

The staff disposition of Executive cadre during the year is also presented below:

S/No.	Cadre	Grade Level	No.
1	Chief Executive Office(Accounts)	14	48
2	Assistant Chief Executive Office(Accounts)	13	27
3	Principal Executive Office(Accounts) I	12	20
4	Principal Executive Office(Accounts) II	10	15
5	Senior Executive Office(Accounts)	9	9
6	Higher Executive Office(Accounts)	8	23
7	Executive Office(Accounts)	7	42
8	Assistant Executive Office(Accounts)	6	9
	Total:		193

6.5 Training:

To strengthen the operational efficiency of the organization , the Office continued the initiation of encouraging staff to attend the Mandatory Professional Accountancy Training, Workshops and Seminars. Staff were equally assisted to attain various formal training in Universities and Polytechnics to enhance their capability with some qualifying as professional Accountants.

7.0**Conclusion:**

The rendition of Accounts by Ministries, Departments and Agencies has Continued to Improve. Staff have maintained a consistent Commitment during the year. I wish to honour and appreciate His Excellency the Executive Governor of Taraba State Dr. Agbu Kefas and the Hounourable Commissioner of Finance for providing enabling environment for this office to operate efficiently. I also wish to commend all Accounting Officers while urging them to put more effort to achieve timely Production and ensure proper classification of Accounts.

Gaius Danjuma



Accountant-General of Taraba State.

12th July 2025



PART

III



STATEMENT 1

TARABA STATE GOVERNMENT OF NIGERIA CASHFLOW STATEMENT FOR THE YEAR ENDED 31ST DECEMBER, 2024

ANNUAL BUDGET 2024	NOTES	CURRENT YEAR 2024 N	PREVIOUS YEAR 2023 N	
CashFlows from Operating Activities:				
<u>Receipts:</u>				
66,987,091,138.24	Statutory Allocations:	1	164,944,894,349.14	62,100,792,370.55
<u>45,441,876,054.14</u>	Value Added Tax:	2	<u>55,632,653,748.31</u>	<u>32,126,210,912.48</u>
112,428,967,192.38	Sub-total-Statutory Allocation		220,577,548,097.45	94,227,003,283.03
22,455,234,312.67	Direct Taxes	3	11,384,070,443.34	6,830,489,934.36
180,986,486.00	Licences	3	125,632,650.00	97,072,225.00
0.00	Mining Rents	3	-	-
0.00	Royalties	3	-	-
3,186,521,651.76	Fees	3	4,177,644,425.29	3,049,063,650.46
28,430,000.00	Fines	3	131,309,915.00	109,418,220.00
792,333,001.21	Sales	3	162,923,750.00	267,910,555.00
915,153,505.45	Earnings	3	59,776,760.00	50,385,046.91
6,460,000.00	Sales/Rent of Government Properties	3	18,323,727.81	23,837,941.21
0.00	Sales/Rent on Land and Others		-	0.00
0.00	Repayments-General		-	0.00
0.00	Investment Income		-	0.00
58,667.01	Interest Earned		-	0.00
265,261,500.00	Re-imbursement		80,400.00	0.00
27,830,439,124.10	Sub-total-Independent Revenue		16,059,762,071.44	10,428,177,572.94
	Other Revenue Sources of the Government			<u>200,000,000.00</u>
27,830,439,124.10	Total Independent Revenue:		16,059,762,071.44	10,628,177,572.94
140,259,406,316.48	Total Receipts:-		236,637,310,168.89	104,855,180,855.97
<u>Payments:-</u>				
118,395,245,424.09	Personnel Costs (incl. salaries on CRF Charges)	4	44,411,681,601.81	8,610,267,336.63
	Federal/States/LGC Govt. Contribution to Pension		-	-
98,887,196,379.04	Overhead Charges:	5	42,822,765,015.12	
	Consolidated Revenue Fund Charges (Including Serv.)			6,063,698,354.77
	Subvention to Board and Parastatals:			42,399,540,763.68
	Other Operating Activities:		-	0.00
	Other Transfers		-	0.00
217,282,441,803.13	Total Payments		87,234,446,616.93	57,073,506,455.08
-77,023,035,486.65	Net cash Flow from Operating Activities:		149,402,863,551.96	47,781,674,400.89
<u>Cash Flow from Investing Activities:</u>				
95,184,625,937.11	Capital Expenditure: Administrative Sector:	6	68,288,017,770.60	11,227,672,370.36
266,225,814,543.06	Capital Expenditure: Economic Sector:	6	115,449,973,574.99	32,191,998,653.49
3,826,310,362.00	Capital Expenditure: Law and Justice:	6	919,778,309.89	441,462,778.80
16,736,671,879.01	Capital Expenditure: Regional Development:	6	8,606,553,158.41	0.00
107,901,573,798.41	Capital Expenditure: Social Service Sector:	6	31,470,596,422.81	8,743,653,620.59
0.00	Capital Expenditure: Funded from Aids and Grants:			
489,874,996,519.59	Total Cash-Flow from Investment Activities:		224,734,919,236.70	52,604,787,423.24
-566,898,032,006.24	Net Cash-Flow from Investing Activities:		-75,332,055,684.74	-4,823,113,022.35

Cash-Flow from Financing Activities:				
81,233,921,893.66	Proceeds from Aids and Grants:	7	12,386,141,267.12	10,208,310,770.53
21,236,162,111.22	Proceeds from External Loan:			0.00
460,297,948,001.36	Proceeds from Internal Loans: FGN/Treasury Bonds	11	64,607,356,118.27	1,676,315,233.82
	Proceeds from Internal Loans: NBTs etc.			0.00
	Proceeds from Development of Natural Resources:		-	0.00
630,000,000.00	Proceeds of Loan from Other Funds:			
	Repayments of External Loan (Including Servicing)			
	Repayments of FGN/Treasury Bonds	12	-12,997,667,212.80	
	Repayment of Internal Loans - NTBs			-6,317,391,827.78
	Repayment of Loans from Dev.of Natural Resources			
	Repayment of Loans from Other Funds			
563,398,032,006.24	Total Cash-Flow from Financing Activities:		63,995,830,172.59	5,567,234,176.57
(3,500,000,000.00)	Net Cash-Flow from Financing Activities:		-11,336,225,512.15	744,121,154.22
Movement in Other Cash Equivalent Accounts:				
	(Increase)/Decrease in Investments:		-	0.00
	Net (Increase)/Decrease in Other Cash Equivalents:		-	0.00
	Total Cash Flow from Other Cash Equivalents Accounts:		-	0.00
-3,500,000,000.00	Net Cash For the Year		-11,336,225,512.15	744,121,154.22
3,500,000,000.00	Cash & Its Equivalent as at 1st January, 2024.:		16,197,190,949.82	15,453,069,795.60
0.00	Cash & Its Equivalent as at 31st December, 2024:		4,860,965,437.67	16,197,190,949.82

The Accompanying Notes form part of these Statements

OFFICE OF THE ACCOUNTANT-GENERAL
MINISTRY OF FINANCE,
JALINGO,
TARABA STATE



GAIUS DANJUMA
ACCOUNTANT-GENERAL OF
TARABA STATE OF NIGERIA.
12th July, 2025

STATEMENT 2

TARABA STATE GOVERNMENT OF NIGERIA. STATEMENT OF ASSETS AND LIABILITIES FOR THE YEAR ENDED 31ST DECEMBER, 2024

	NOTES	CURRENT YEAR 2024 N	PREVIOUS YEAR 2023 N
ASSETS			
Liquid Assets:			
Cash & Cash Equivalents:			
-Cash Held by Ministries:	13	1,076,900,075.36	2,214,933,877.63
-Cash Held by Sub-Treasuries:	14	27,267,242.13	49,191,880.14
-Short-Term Deposits:	15	3,756,798,120.18	13,933,065,192.05
Total Liquid Assets:		4,860,965,437.67	16,197,190,949.82
Investments and Other Cash Assets:			
-National Housing Scheme:	16	1,565,437,564.55	1,358,467,303.59
-Bank of Industries:	17	405,256,677.00	405,256,677.00
-Due from Fed. Govt on Roads Constrn:	18	13,452,688,761.96	13,452,688,761.96
Total: Investments and Other Cash Assets:		15,423,383,003.51	15,216,412,742.55
Accumulated Deficit:		112,404,357,747.70	87,183,596,561.67
Total Assets:		132,688,706,188.88	118,597,200,254.04
LIABILITIES			
Public Funds			
Consolidated Revenue Fund:	ST3	2,137,662,000.00	7,203,000,000.00
Capital Development Fund:	ST4	2,723,303,437.67	8,994,190,949.82
Total Public Funds		4,860,965,437.67	16,197,190,949.82
External and Internal Loans			
Short Term Loans (Internal Loans)	8	50,406,738,082.43	3,943,192,980.60
Long Term Loans (Internal Loans)	9	30,981,007,153.73	21,070,450,131.93
Long Term Loans (External Loans)	10	46,439,995,515.05	77,386,366,191.69
Total External and Internal Loans		127,827,740,751.21	102,400,009,304.22
Other Liabilities			
Total Liabilities		127,827,740,751.21	102,400,009,304.22
Total Liabilities and Public Funds		132,688,706,188.88	118,597,200,254.04

Total Liabilities/Net Equity:

OFFICE OF THE ACCOUNTANT-
GENERAL
MINISTRY OF FINANCE,
JALINGO,
TARABA STATE




GAIUS DANJUMA
ACCOUNTANT-GENERAL OF
TARABA STATE OF NIGERIA
12th July, 2025

STATEMENT 3

TARABA STATE GOVERNMENT OF NIGERIA.
STATEMENT OF CONSOLIDATED REVENUE FUND FOR THE YEAR ENDED 31ST DECEMBER, 2024

PREVIOUS YEAR 2023 N	NOTES	ACTUAL YEAR 2024 N	FINAL BUDGET 2024 N	ORIGINAL BUDGET 2024 N	SUPPLEMENTARY BUDGET	VARIANCE ON FINAL BUDGET 2024 %
9,215,231,163.39	Opening Balance:	7,203,000,000.00				
Add: Revenue:						
62,100,792,370.55	Statutory Allocations:	1	164,944,894,349.14	66,987,091,138.24	66,987,091,138.24	246.23
32,126,210,912.48	Vat Allocations:	2	55,632,653,748.31	45,441,876,054.14	45,441,876,054.14	122.43
103,442,234,446.42	Sub-Total Statutory Allocation		227,780,548,097.45	112,428,967,192.38	112,428,967,192.38	202.60
6,830,489,934.36	Direct Taxes	3	11,384,070,443.34	22,455,234,312.67	22,455,234,312.67	50.70
97,072,225.00	Licences	3	125,632,650.00	180,986,486.00	180,986,486.00	69.42
0.00	Mining Rents	3	-	0.00	0.00	0.00
0.00	Royalties	3	-	0.00	0.00	0.00
3,049,063,650.46	Fees	3	4,177,644,425.29	3,186,521,651.76	3,186,521,651.76	131.10
109,418,220.00	Fines	3	131,309,915.00	28,430,000.00	28,430,000.00	461.87
267,910,555.00	Sales	3	162,923,750.00	792,333,001.21	792,333,001.21	20.56
50,385,046.91	Earnings	3	59,776,760.00	915,153,505.45	915,153,505.45	6.53
23,837,941.21	Sales/Rent of Govt. Properties	3	18,323,727.81	6,460,000.00	6,460,000.00	283.65
	Sales/Rent on Land and Others			0.00	0.00	0.00
	Repayments-General			0.00	0.00	0.00
	Investment Income			0.00	0.00	0.00
	Interest Earned			58,667.01	58,667.01	58,667.01
	Re-imbursement	3	80,400.00	265,261,500.00	265,261,500.00	0.03
10,428,177,572.94	Sub-total-Independent Revenue		16,059,762,071.44	27,830,439,124.10	27,830,439,124.10	57.71
200,000,000.00	Other Revenue Sources of the Govt.					
10,628,177,572.94	Total Independent Revenue:		16,059,762,071.44	27,830,439,124.10	27,830,439,124.10	57.71
114,070,412,019.36	Total Revenue:-		243,840,310,168.89	140,259,406,316.48	140,259,406,316.48	173.85
Less Expenditure:-						
8,610,267,336.63	Personnel Costs Ministries (incl. salaries on CRF Charges)	4	44,411,681,601.81	13,396,792,851.77	13,396,792,851.77	118,395,245,424.09
17,416,482,795.94	Federal/States/LGC Govt. Contribution to Pension					
6,063,698,354.77	Overhead Charges	5	42,822,765,015.12	48,364,395,493.31	48,364,395,493.31	98,887,196,379.04
24,983,057,967.74	Consolidated Revenue Fund Charges:					
	Subvention to Parastatals:					
Other Recurrent Payment/Expenditure						
6,317,391,827.78	Repayments of External Loan State					
	Repayments State Bonds	12	12,997,667,212.80			
	Repayment of Nigerian Treasury Bills - NTBs					
	Repayment Development Loan Stock					
	Repayment other Internal Loans					
	Repayment Internal Loans from Other Funds					
63,390,898,282.86	Total Expenditure:		100,232,113,829.73	61,761,188,345.08	61,761,188,345.08	217,282,441,803.13
50,679,513,736.50	Operating Balance:		143,608,196,339.16	78,498,217,971.40	78,498,217,971.40	-77,023,035,486.65
Appropriation/Transfers:						
34,261,282,573.11	Transfer to Capital Development Fund		141,470,534,339.16			
9,215,231,163.39	Adjustment					
7,203,000,000.00	Closing Balance		2,137,662,000.00			
The Accompanying Notes form part of these Statements						

OFFICE OF THE ACCOUNTANT-GENERAL
MINISTRY OF FINANCE,
JALINGO,
TARABA STATE

GAIVUS DANJUMA
 ACCOUNTANT-GENERAL OF
 TARABA STATE OF NIGERIA.
 12th July, 2025

STATEMENT 4

TARABA STATE GOVERNMENT OF NIGERIA. STATEMENT OF CAPITAL DEVELOPMENT FUND FOR THE YEAR ENDED 31ST DECEMBER, 2024

	NOTES	TOTAL CAPITAL EXPENDITURE 2024 N	FINAL BUDGET 2024 N	ORIGINAL BUDGET 2024 N	SUPPLEMENTARY BUDGET N	PERFORMANCE ON TOTAL %
Opening Balance:		8,994,190,949.82				
ADD: REVENUE:						
Transfers from Con Rev Fund:	ST3	141,470,534,339.16				
Aids and Grants:	7	12,386,141,267.12	19,176,741,260.87	19,176,741,260.87	81,233,921,893.66	15.25
External Loan: State		-	15,593,342,744.01	15,593,342,744.01	21,236,162,111.22	
FGN/State/LGC Bonds & Treasury Bills	11	64,607,356,118.27	134,229,035,340.20	134,229,035,340.20	460,297,948,001.36	14.04
Nigerian Treasury Bills (NBT)		-				
Development Loan Stock:		-				
Other Internal Loan (promissory Notes):		-				
Internal Loan from Other Funds		-	630,000,000.00	630,000,000.00	630,000,000.00	
TOTAL REVENUE AVAILABLE:-		<u>227,458,222,674.37</u>	<u>169,629,119,345.08</u>	<u>169,629,119,345.08</u>	<u>563,398,032,006.24</u>	
LESS EXPENDITURE:-						
Capital Expenditure: Administrative Sector:	6	68,288,017,770.60	9,168,453,531.60	9,168,453,531.60		
Capital Expenditure: Economic Sector:	6	115,449,973,574.99	58,360,434,487.75	58,360,434,487.75	95,184,625,937.11	71.74
Capital Expenditure: Law and Justice:	6	919,778,309.89	3,371,261,832.00	3,371,261,832.00	266,225,814,543.06	43.37
Capital Expenditure: Regional Development:	6	8,606,553,158.41	-	-	3,826,310,362.00	24.04
Capital Expenditure: Social Service Sector:	6	31,470,596,422.81	27,777,558,519.90	27,777,558,519.90	16,736,671,879.01	
Capital Expenditure: Funded from Aids and Grants:		-	-	-	107,901,573,798.41	29.17
TOTAL CAPITAL EXPENDITURE:		<u>224,734,919,236.70</u>	<u>98,677,708,371.25</u>	<u>98,677,708,371.25</u>	<u>0.00</u>	
					<u>489,874,996,519.59</u>	<u>45.88</u>
CLOSING BALANCE		<u>2,723,303,437.67</u>	<u>70,951,410,973.83</u>	<u>70,951,410,973.83</u>	<u>73,523,035,486.65</u>	

The Accompanying Notes form part of these
Statements

OFFICE OF THE ACCOUNTANT-GENERAL
MINISTRY OF FINANCE,
JALINGO,
TARABA STATE



GAIUS DANJUMA
ACCOUNTANT-
GENERAL OF
TARABA STATE OF NIGERIA.
12th July, 2025

NOTE 1

REPORT OF THE
ACCOUNTANT
GENERAL

SUMMARY OF FAAC ANALYSIS FOR THE YEAR ENDED 31st DEC.2024

DETAILS	REFERENCE NOTE	AMOUNT	AMOUNT	REMARKS
A. Share of Statutory Allocation from FAAC		N	N	
Net Share of Statutory Allocation from FAAC		158,898,707,013.28		
Add Deductions at Source for Loan Repayment		6,046,187,335.86	164,944,894,349.14	
Share of Statutory Allocation - Other Agencies			-	
Share of Federal Accounts Allocation-Excess Crude Oil			-	
Total (GROOS) FAAC Allocation to FGN/SG/LG			164,944,894,349.14	
B. Value Added Tax				
Share of Value Added Tax (VAT)			55,632,653,748.31	
TOTAL ALLOCATION			220,577,548,097.45	

NOTE 2

SUMMARY OF VAT ANALYSIS FOR THE YEAR ENDED 31st DEC. 2024

MONTH	VAT ALLOCATION
January	4,627,281,324.01
February	3,888,885,179.48
March	4,201,823,107.44
April	4,915,560,601.00
May	5,516,475,795.00
June	4,673,027,777.00
July	5,231,301,383.00
August	5,625,111,673.00
September	5,272,756,140.00
October	
November	5,986,132,522.09
December	5,694,298,246.29
TOTAL:	55,632,653,748.31

NOTE 3

TARABA STATE INTERNALLY GENERATED REVENUE (IGR) 2024

	<u>ACTUAL 2024</u>	<u>BUDGET 2024</u>	<u>VARIANCE</u>	<u>Remarks</u>
	<u>₦</u>			
TAXES	11,384,070,443.34	22,455,234,312.67	50.70	
LICENCES	125,632,650.00	180,986,486.00	69.42	
FEES	4,177,644,425.29	3,186,521,651.76	131.10	
FINES	131,309,915.00	28,430,000.00	461.87	
SALES	162,923,750.00	792,333,001.21	20.56	
EARNINGS	59,776,760.00	915,153,505.45	6.53	
RENT	18,323,727.81	6,460,000.00	283.65	
Interest Earned	-	58,667.01		
Re-Imbursement	80,400.00	265,261,500.00		
TOTAL:	16,059,762,071.44	27,830,439,124.10	57.71	

S/NO.	Ministries/ Department and Agencies	Actual	Budget	Variance	Remarks
		<u>₦</u>	<u>₦</u>	<u>%</u>	
1	Board of Internal Revenue	12,271,603,516.61	22,237,694,727.00	55.18	
2	Bureau for Land & Survey	18,793,299.91	26,000,000.00	72.28	
3	Ministry of Agriculture & Food Security	94,068,450.00	56,494,633.00	166.51	
5	Ministry of Health	210,000.00	10,096,119.00	2.08	
6	Ministry of commerce and Industries	4,053,500.00	20,300,000.00	19.97	
7	Ministry of social Justice & Re-intergration	660,400.00	6,600,000.00	10.01	
8	Ministry of Works & Infrastructural Development	10,690,400.00	11,046,500.00	96.78	
9	Ministry of Environment & Climate Change	131,771,500.00	437,900,000.00	30.09	
10	Ministry of finance, Budget and Economic Plann.	78,741,816.13	2,000,000.00	3937.09	
11	Ministry of women Affairs & Child Development	40,500.00	50,000.00	81.00	
12	Ministry of cooperatives & poverty Alleviation	180,000.00	10,000,000.00	1.80	
13	High court of justice	129,496,922.00	20,000,000.00	647.48	
14	Sharia court of appeal	89,200.00	110,000.00	81.09	
15	Customary Court of appeal	172,550.00	180,000.00	95.86	
16	Office of the Auditor General (state)	-	200,000.00	0.00	
17	Office of the SSG Home Affairs & Special Services	673,000.00	10,000,000.00	6.73	
18	Office of the Head of Service (Career Mgt)	-	1,000,000.00	0.00	
19	Post Primary School Mgt Board	-	96,399,052.82	0.00	
20	Taraba State Sports Council	1,520,000.00	10,000,000.00	15.20	
21	College of Education Zing	247,317,500.00	147,422,500.00	167.76	
22	College of Agriculture Jalingo	38,960,000.00	34,103,000.00	114.24	
23	Taraba State polytechnic Suntai	436,521,427.00	190,422,862.00	229.24	
24	Office Of the Head of service (Est. & Record)	52,000.00	384,500.00	13.52	
25	Civil Service Commission	306,000.00	2,000,000.00	15.30	
26	Local Govt. Service Commission	292,000.00	1,000,000.00	29.20	
27	Health Service Management Board	3,642,500.00	21,617,173.32	16.85	
28	Taraba State Broadcasting Service (TSBS)	5,368,500.00	10,000,000.00	53.69	
29	Taraba Geographical Information System	-	1,500,000,000.00	0.00	

30	Taraba State Agric.Dev. Programme (T.A.D.P)	-	8,940,000.00	0.00
31	Taraba state Mass Education Board	155,000.00	4,000,000.00	3.88
32	Bureau for Public Procurement (Due Process)	-	20,000,000.00	0.00
33	Taraba Television Corporation (TTV)	9,712,500.00	15,000,000.00	64.75
34	Taraba State Water and Sewage Corporation	35,773,861.00	75,000,000.00	47.70
35	Government Printing Press	35,000.00	2,000,000.00	1.75
36	Primary Health Care Development Agency	225,000.00	2,090,000.00	10.77
37	Taraba State Transport Corporation (TSTC)	10,555,500.00	9,000,000.00	117.28
38	Taraba State Essential Drugs Programme	-	10,000,000.00	0.00
39	Taraba State University Jalingo	2,134,077,153.23	1,202,000,000.00	177.54
40	Rural Electrification Agency	-	50,000.00	0.00
41	Taraba State Tourism Development Board	510,000.00	250,000.00	204.00
42	TAROMA	2,400,000.00	20,000,000.00	12.00
43	TAPMA	-	220,200,000.00	0.00
44	Taraba State Arts Council	372,000.00	1,000,000.00	37.20
45	State Independent Electoral Commission	-	3,250,000.00	0.00
46	Bureau for Solid Minerals	10,000,000.00	-	0.00
47	Office of the SSG (General Service)	1,561,000.00	1,500,000.00	104.07
48	Specialist Hospital, Jalingo	144,406,839.23	175,955,317.96	82.07
49	State Commercial MotorCycle Monitoring Agency	-	4,303,240.00	0.00
50	State asphalt & Crushing Plant (Quarry Plant)	32,842,320.00	500,000,000.00	6.57
51	College of Health Technology Takum	89,985,800.00	150,000,000.00	59.99
52	Taraba State Contrib. Health Insurance Scheme	-	247,488,000.00	0.00
53	Ministry of Digital Economy & Innovation	-	60,700,000.00	0.00
54	Ministry Rural & Urban Development	10,546,848.56	30,000,000.00	35.16
55	Ministry of Education	9,284,300.00	29,999,999.00	30.95
56	Office of the Head of Service (Man power Dev.)	148,000.00	50,000.00	296.00
57	Ministry of Youths and Sports	627,000.00	250,000.00	250.80
58	Taraba State Env. Protection Agency (TEPA)	176,000.00	1,500,000.00	11.73
59	College of Nursing & Midwifery	57,300,924.77	97,331,500.00	58.87
60	Ministry of Transportation Development	33,063,043.00	70,260,000.00	47.06
61	Taraba Small Town Water Supply and Sanitat.	49,000.00	5,000,000.00	0.98
62	Ministry of Justice	-	100,000.00	0.00
63	Tractor Hiring Unit (THU)	730,000.00	-	0.00
64	Office of the Auditor General (Local Govt.)	-	200,000.00	0.00
	TOTAL	16,059,762,071.44	27,830,439,124.10	57.71

NOTE 4

GOVERNMENT OF TARABA STATE OF NIGERIA STATEMENT OF PERSONNEL COST

CODES	DETAILS OF EXPENDITURE	ACTUAL EXPEND N	TOTAL BUDGET N	VARIANCE
A - Total Personnel Costs (Including Salaries directly Charge to CRF in note B below):				
010000000000	Administrative Sector:			
011100100100	Office of the Governor:	158,748,470.18	1,076,515,240.01	917,766,769.83
011100100200	Office of the Deputy Governor:	32,684,005.76	74,386,123.47	41,702,117.71
011100300100	Boundary Commission	7,497,168.68	12,313,898.64	4,816,729.96
011100500100	SDG's Project Support Unit:	-	0.00	-
011100800100	State Emergency Management Agency:	-	0.00	-
011101000100	Bureau for Public Procurement:	91,975,131.01	192,621,042.93	100,645,911.92
011103300100	Taraba State AIDS Control Agency	7,769,821.27	12,215,895.12	4,446,073.85
011103500100	Taraba State Pension Board	6,811,513,145.49	28,226,404,201.47	21,414,891,055.98
011103700100	Muslim Pilgrims Welfare Board	51,555,553.89	65,277,529.70	13,721,975.81
011103800100	Christian Pilgrims Welfare Board	11,274,219.03	38,207,169.26	26,932,950.23
011118600100	Nepad Taraba Coordination Office:	-	0.00	-
011118700100	Council for Inter-Relious Affairs:	33,453,680.04	62,369,440.00	28,915,759.96
011118800100	State Advisory Council on Prerogative of Mercy:	-	0.00	-
011119000100	Taraba Geographic Information System	17,492,006.95	31,920,775.61	14,428,768.66
011200300100	Taraba State House of Assembly:	672,075,260.21	1,426,588,173.96	754,512,913.75
011200400100	House of Assembly Service Commission:	-	0.00	-
012300100100	Ministry of Information & Re-Orientation :	140,630,518.35	157,218,051.37	16,587,533.02
012300300100	Taraba Television Corporation	181,265,496.40	401,496,715.80	220,231,219.40
012300400100	Taraba State Broadcasting Service	316,152,509.00	490,783,839.44	174,631,330.44
012301300100	Government Printing Press:	26,918,995.66	57,778,848.67	30,859,853.01
012500100100	Office of the Head of Service (Career Mgt)	944,379,446.50	1,951,381,714.29	1,007,002,267.79
012500500100	Office of the Head of Service (Estabs & Records)	615,658,366.99	1,593,660,619.30	978,002,252.31
012500600100	Office of the Head of Service (Manpower Dev.)	-	-	-
012500700100	Office of the Head of Service (Common Service)	21,170,124.99	30,214,188.88	9,044,063.89
014000100100	Office of the Auditor-General(State):	111,278,656.18	245,958,406.47	134,679,750.29
014000200100	Office of the Auditor-General(Local Govts):	75,909,795.84	167,930,330.46	92,020,534.62
014700100100	Civil Service Commission:	111,185,246.40	330,141,427.63	218,956,181.23
014800100100	State Independent Electoral Commission:	28,432,409.09	62,438,795.34	34,006,386.25
014900100100	Local Government Service Commission:	3,981,670.36	14,170,950.02	10,189,279.66
014900200100	Local Government Staff Pension Board:	26,015,764.22	900,312,000.00	874,296,235.78
016100100100	Office of the SSG - General Service	275,076,111.50	275,106,889.51	30,778.01
016100200100	Office of the SSG - Political Affairs	401,902,432.52	4,128,764,785.35	3,726,862,352.83
016100300100	Dept. of Home Affairs & Special Services	507,593,418.58	1,624,664,468.67	1,117,071,050.09
016100400100	Office of the SSG - Cabinet Affairs	-	-	-
016100500100	Public Complain and Anti-Corruption Comm.	-	-	-
0165500100100	Ministry of Special Duties & Hum. Services :	-	17,833,703.69	17,833,703.69
016600100100	Min. of Co-operatives & Poverty Alleviation:	32,692,881.28	72,591,525.04	39,898,643.76
	Total Administrative Sector:	11,716,282,306.37	43,741,266,750.10	32,024,984,443.73
020000000000	Economic Sector:			
021500100100	Ministry of Agriculture and Food Security:	1,123,169,477.89	2,596,581,308.93	1,473,411,831.04
021502100100	College of Agriculture, Jalingo	1,484,898,378.50	2,905,225,170.55	1,420,326,792.05
021510200100	Taraba Agric. Dev. Programme	328,627,100.56	606,431,235.77	277,804,135.21
021510300100	Tractor Hiring Unit.	98,978,587.19	210,666,674.50	111,688,087.31
021510512100	IFAD - VCD Project Support Unit	-	-	-
021511000100	Taraba Agric. Produce and Marketing Agency	-	-	-
021511500100	Fadama CARES Project Support Unit	-	-	-
022000100100	Ministry of Finance, Budget & Economic Planning:	309,406,610.28	1,181,003,775.55	871,597,165.27
022000200100	Debt Management Office	-	-	-

022000700100	Office of the Accountant-General:	953,779,349.90	1,863,239,842.69	909,460,492.79
022000800100	Board of Internal Revenue	394,688,252.38	722,351,224.26	327,662,971.88
022001200100	Community And Social Development Project.			-
022200100100	Ministry of Commerce, Trade and Industries:	102,045,603.98	167,813,563.90	65,767,959.92
022205100100	Agency For Small & Medium Scale Enterprises:			-
022800100100	Ministry of Science and Technology:	62,954,214.47	155,010,240.00	92,056,025.53
022900100100	Ministry of Transportation Development	93,173,114.94	165,361,322.04	72,188,207.10
022905600100	Taraba State Motor Cycle Monitoring Agency:			-
022905300100	Taraba State Transport Corporation:	64,939,207.81	162,887,134.93	97,947,927.12
023100100100	Ministry of Energy and Economic Development:	85,833,772.97	136,968,259.44	51,134,486.47
023100300100	Taraba Rural Electrification Agency:	89,338,999.34	216,158,064.50	126,819,065.16
023400100100	Ministry of Works & Infrastructural Development:	249,242,467.76	782,897,398.82	533,654,931.06
023400400100	Taraba Road Constructuion & Maint. Agency:	280,795,317.25	280,798,361.87	3,044.62
023405700100	Taraba State Asphalt & Crushing Plant:	493,200,000.00	502,567,720.49	9,367,720.49
023600100100	Ministry of Heitage & Ecotourism:	49,100,608.56	59,175,785.42	10,075,176.86
023600400100	Taraba State Arts Council:	89,582,123.40	169,305,761.89	79,723,638.49
023605200100	Taraba State Tourism Development Board:			-
025000100100	Taraba State Fiscal Resp. Commission:		28,816,549.75	28,816,549.75
027500100100	Ministry of Digital Economy and Innovation			-
	Total Economic Sector:	6,353,753,187.18	12,913,259,395.30	6,559,506,208.12
030000000000	Law and Justice Sector:			
031801100100	Judicial Service Commission:	57,050,454.15	112,668,708.14	55,618,253.99
031805100100	High Court of Justice:	1,838,599,258.86	4,413,900,915.96	2,575,301,657.10
031805300100	Sharia Court of Appeal:	133,522,847.26	267,764,859.22	134,242,011.96
031805400100	Customary Court of Appeal:	165,549,849.31	325,767,795.44	160,217,946.13
032600100100	Ministry of Justice:	264,614,887.84	554,866,968.92	290,252,081.08
	Total Law and Justice	2,459,337,297.42	5,674,969,247.68	3,215,631,950.26
040000000000	Regional Sector:			
025200100100	Ministry of Water Management & Aquatic Affairs:	91,201,607.98	111,219,852.42	20,018,244.44
025210200100	Taraba State Water and Sewerage Corporation:	111,874,853.20	267,142,385.61	155,267,532.41
025210300100	State Rural Water Supply and Sanitation Agency:	105,682,226.96	114,793,261.21	9,111,034.25
025211200100	Small Towns Water Supply And Sanit. Agency:		174,532,850.71	174,532,850.71
025211300100	State Water Supply, Sanit. and Control Agency:			-
023300100100	Bureau for Solid Minerals:	28,412,620.85	68,304,573.32	39,891,952.47
025300100100	Ministry of Rural & Urban Development:	178,677,826.73	446,515,394.80	267,837,568.07
025300200100	Taraba Rural Access & Agric. marketing projet:			-
011119100100	Bureau for Land & Survey	187,374,590.10	332,138,768.49	144,764,178.39
053500100100	Ministry of Environment & Climate Change:	275,671,503.66	408,007,583.88	132,336,080.22
	Total Regional Sector:	978,895,229.48	1,922,654,670.44	943,759,440.96
050000000000	Social Sector:			
051300100100	Ministry of Youth & Sports Development:	136,078,185.26	136,089,976.14	11,790.88
051305100100	Taraba State Sport Council:			-
051400100100	Ministry for Women Affairs & Child Devt:	35,516,077.01	83,871,200.89	48,355,123.88
051700100100	Ministry of Education:	201,427,322.41	306,438,801.39	105,011,478.98
051700300100	State Universal Basic Education Board:	820,022,913.70	1,137,646,124.71	317,623,211.01
051700800100	Taraba State Library Board:	69,135,946.26	151,336,194.60	82,200,248.34
051701000100	Agency for Mass Education:	138,696,068.67	286,300,768.71	147,604,700.04
051700500100	Post-Primary School Management Board:	8,694,468,308.19	17,327,201,555.50	8,632,733,247.31
051700600100	Taraba State Polytechnic Suntai:	1,001,257,954.57	2,039,052,671.85	1,037,794,717.28
051700700100	College of Education Zing:	2,031,751,243.64	5,752,485,016.77	3,720,733,773.13
051701100100	Taraba State University, Jalingo:	3,874,036,889.92	9,394,560,000.00	5,520,523,110.08
051701200100	Taraba State Scholarship Board			-
052100100100	Ministry of Health:	257,958,861.57	1,159,060,620.68	901,101,759.11
052110200100	Health Service Management Board	2,555,029,422.34	7,481,582,571.36	4,926,553,149.02
052111300100	Taraba State Essential Drugs Prog:	96,369,555.24	152,780,432.05	56,410,876.81

052111500100	Specialist Hospital, Jalingo:	1,296,719,781.18	4,197,918,003.18	2,901,198,222.00
052111700100	Primary Health Care Development Agency:	701,646,972.94	969,659,535.75	268,012,562.81
052111800100	College of Nursing Jalingo.	471,541,826.77	899,125,537.53	427,583,710.76
052111900100	College of Health Technology Takum:	305,027,877.62	436,502,828.15	131,474,950.53
052112000100	Taraba State Contributory Health Insu. Agency			-
057400100100	Ministry of Social Justice & Re-Integration:	101,646,234.43	169,305,756.67	67,659,522.24
053501600100	Taraba State Envir. Protection Agency:	24,668,478.13	63,554,989.11	38,886,510.98
056700100100	Ministry of Waste Management and Innovation		1,800,000,000.00	1,800,000,000.00
055100100100	Bureau for Local Govt, Tradition & Chieftancy Affairs:	90,413,661.51	<u>198,622,775.51</u>	108,209,114.00
Total Social Sector:		22,903,413,581.36	54,143,095,360.55	31,239,681,779.19
TOTAL PERSONNEL COST		44,411,681,601.81	118,395,245,424.07	73,983,563,822.26

A - Salaries Directly charged to CRF (including in note A above)

List of Parastatals And Agencies:

Judges of Supreme Court of Nigeria
Judges of Court of Appeal
Other Judges of Court in Nigeria
Auditor-General for Federation
Auditor-General for State
Auditor-General for Local Government
INEC-Chairman and Commissioners
etc.

Total:

NOTE 5

GOVERNMENT OF TARABA STATE OF NIGERIA STATEMENT OF OVERHEAD COST

CODES	DETAILS OF EXPENDITURE	ACTUAL EXPEND N	TOTAL BUDGET N	VARIANCE
01000000000	Administrative Sector:			
011100100100	Office of the Governor:	10,339,476,202.94	13,784,791,531.85	3,445,315,328.91
011100100200	Office of the Deputy Governor:	1,332,095,685.35	2,587,600,000.00	1,255,504,314.65
011100300100	Boundary Commission	9,599,000.00	9,600,000.00	1,000.00
011100500100	SDG's Project Support Unit:	-	18,900,000.00	18,900,000.00
011100800100	State Emergency Management Agency:	23,700,000.00	24,000,000.00	300,000.00
011101000100	Bureau for Public Procurement:	164,025,378.23	390,798,315.51	226,772,937.28
011103300100	Taraba State AIDS Control Agency	8,800,000.00	57,991,305.00	49,191,305.00
011103500100	Taraba State Pension Board	35,787,407.00	47,603,560.00	11,816,153.00
011103700100	Muslim Pilgrims Welfare Board	20,700,000.00	573,386,628.48	552,686,628.48
011103800100	Christian Pilgrims Welfare Board	301,800,000.00	2,398,847,340.00	2,097,047,340.00
011118600100	Nepad Taraba Coordination Office:	-	5,100,000.00	5,100,000.00
011118700100	Council for Inter-Religious Affairs:	-	28,047,000.00	28,047,000.00
011118800100	State Advisory Council on Prerogative of Mercy:	-	15,833,500.00	15,833,500.00
011119000100	Taraba Geographic Information System	28,402,600.00	28,408,600.00	6,000.00
011200300100	Taraba State House of Assembly:	7,714,414,669.13	9,018,646,236.00	1,304,231,566.87
011200400100	House of Assembly Service Commission:	29,185,690.79	66,850,000.00	37,664,309.21
012300100100	Ministry of Information & Re-Orientation :	198,319,546.25	545,000,000.00	346,680,453.75
012300300100	Taraba Television Corporation	426,422,371.20	426,432,261.57	9,890.37
012300400100	Taraba State Broadcasting Service	45,500,000.00	181,788,613.70	136,288,613.70
012301300100	Government Printing Press:	2,624,711.25	5,000,000.00	2,375,288.75
012500100100	Office of the Head of Service (Career Mgt)	99,863,268.88	344,810,000.00	244,946,731.12
012500500100	Office of the Head of Service (Estabs & Records)	127,778,897.00	127,785,000.00	6,103.00
012500600100	Office of the Head of Service (Manpower Dev.)	29,000,000.00	30,000,000.00	1,000,000.00
012500700100	Office of the Head of Service (Common Service)	1,950,373.25	19,000,500.00	17,050,126.75
014000100100	Office of the Auditor-General(State):	44,064,418.63	152,643,150.00	108,578,731.37
014000200100	Office of the Auditor-General(Local Govts):	16,475,807.54	55,064,610.52	38,588,802.98
014700100100	Civil Service Commission:	33,649,719.00	949,150,000.00	915,500,281.00
014800100100	State Independent Electoral Commission:	10,790,000.00	10,800,000.00	10,000.00
014900100100	Local Government Service Commission:	3,000,322.25	8,500,000.00	5,499,677.75
014900200100	Local Government Staff Pension Board:	-	10,000,000.00	10,000,000.00
016100100100	Office of the SSG - General Service	3,225,408,181.55	3,789,173,220.37	563,765,038.82
016100200100	Office of the SSG - Political Affairs	4,201,903,216.71	4,203,200,137.14	1,296,920.43
016100300100	Dept. of Home Affairs & Special Services	3,645,454,075.43	5,528,577,603.35	1,883,123,527.92
016100400100	Office of the SSG - Cabinet Affairs	-	208,900,000.00	208,900,000.00
016100500100	Public Complain and Anti-Corruption Comm.	-	80,000,000.00	80,000,000.00
0165500100100	Ministry of Special Duties & Hum. Services :	45,998,000.00	46,000,000.00	2,000.00
016600100100	Min. of Co-operatives & Poverty Alleviation:	5,943,428.68	145,095,132.00	139,151,703.32
	Total Administrative Sector:	32,172,132,971.06	45,923,324,245.49	13,751,191,274.43
02000000000	Economic Sector:			
021500100100	Ministry of Agriculture and Food Security:	29,968,308.36	190,570,000.00	160,601,691.64
021502100100	College of Agriculture, Jalingo	16,000,000.00	78,700,000.00	62,700,000.00
021510200100	Taraba Agric. Dev. Programme	2,000,000.00	5,100,000.00	3,100,000.00
021510300100	Tractor Hiring Unit.	1,200,000.00	30,537,122.00	29,337,122.00
021510512100	IFAD - VCD Project Support Unit	-	56,500,000.00	56,500,000.00
021511000100	Taraba Agric. Produce and Marketing Agency	2,000,000.00	15,727,500.00	13,727,500.00
021511500100	Fadama CARES Project Support Unit	149,195,354.00	149,200,000.00	4,646.00
022000100100	Ministry of Finance, Budget & Economic Planning:	1,748,055,743.02	4,131,665,312.55	2,383,609,569.53
022000200100	Debt Management Office	-	5,100,000.00	5,100,000.00
022000700100	Office of the Accountant-General:	1,297,671,794.42	31,755,777,593.66	30,458,105,799.24
022000800100	Board of Internal Revenue	304,576,779.98	1,072,357,779.50	767,780,999.52
022001200100	Community And Social Development Project.	500,000.00	20,000,000.00	19,500,000.00
022200100100	Ministry of Commerce, Trade and Industries:	45,136,800.63	84,550,000.00	39,413,199.37
022205100100	Agency For Small & Medium Scale Enterprises:	1,500,000.00	11,563,000.00	10,063,000.00
022800100100	Ministry of Science and Technology:	158,999,000.00	159,000,000.00	1,000.00
022900100100	Ministry of Transportation Development	44,640,497.47	288,083,179.45	243,442,681.98
022905600100	Taraba State Motor Cycle Monitoring Agency:	0.00	7,000,000.00	7,000,000.00
022905300100	Taraba State Transport Corporation:	1,200,000.00	4,800,120.00	3,600,120.00
023100100100	Ministry of Energy and Economic Development:	85,900,033.35	86,000,033.35	100,000.00

023100300100	Taraba Rural Electrification Agency:	6,500,000.00	51,412,125.67	44,912,125.67
023400100100	Ministry of Works & Infrastructural Development:	50,233,250.00	50,237,250.00	4,000.00
023400400100	Taraba Road Construction & Maint. Agency:		1,446,441,878.01	1,446,441,878.01
023405700100	Taraba State Asphalt & Crushing Plant:	600,000.00	504,217,097.00	503,617,097.00
023600100100	Ministry of Heritage & Ecotourism:	96,282,207.68	96,289,207.68	7,000.00
023600400100	Taraba State Arts Council:	2,500,000.00	12,023,787.17	9,523,787.17
023605200100	Taraba State Tourism Development Board:	1,200,000.00	40,000,000.00	38,800,000.00
025000100100	Taraba State Fiscal Resp. Commission:	22,175,036.00	43,220,000.00	21,044,964.00
027500100100	Ministry of Digital Economy and Innovation	49,990,000.00	50,000,000.00	10,000.00
	Total Economic Sector:	4,118,024,804.91	40,446,072,986.04	36,328,048,181.13
030000000000	Law and Justice Sector:			
031801100100	Judicial Service Commission:		38,000,000.00	38,000,000.00
031805100100	High Court of Justice:	1,898,221,623.56	1,898,225,623.56	4,000.00
031805300100	Sharia Court of Appeal:	115,159,192.19	184,811,246.32	69,652,054.13
031805400100	Customary Court of Appeal:	117,096,000.00	117,100,000.00	4,000.00
032600100100	Ministry of Justice:	610,248,900.00	610,259,200.00	10,300.00
	Total Law and Justice Sector:	2,740,725,715.75	2,848,396,069.88	107,670,354.13
040000000000	Regional Sector:			
025200100100	Ministry of Water Management & Aquatic Affairs:	29,999,000.00	30,000,000.00	1,000.00
025210200100	Taraba State Water and Sewerage Corporation:	93,060,000.00	452,000,000.00	358,940,000.00
025210300100	State Rural Water Supply and Sanitation Agency:	7,124,600.00	7,128,600.00	4,000.00
025211200100	Small Towns Water Supply And Sanit. Agency:		560,899,277.00	560,899,277.00
025211300100	State Water Supply, Sanit. and Control Agency:	6,000,000.00	100,199,365.00	94,199,365.00
023300100100	Bureau for Solid Minerals:	43,897,000.00	43,900,000.00	3,000.00
025300100100	Ministry of Rural & Urban Development:	98,391,000.00	98,410,000.00	19,000.00
025300200100	Taraba Rural Access & Agric. marketing project:	5,000,000.00	106,190,500.00	101,190,500.00
011119100100	Bureau for Land & Survey	44,980,000.00	45,000,000.00	20,000.00
053500100100	Ministry of Environment & Climate Change:	82,155,744.50	83,100,744.50	945,000.00
	Total Regional Sector:	410,607,344.50	1,526,828,486.50	1,116,221,142.00
050000000000	Social Sector:			
051300100100	Ministry of Youth & Sports Development:	89,995,000.00	90,000,000.02	5,000.02
051305100100	Taraba State Sport Council:	2,500,000.00	200,000,000.00	197,500,000.00
051400100100	Ministry for Women Affairs & Child Devt:	4,508,105.00	436,500,000.00	431,991,895.00
051700100100	Ministry of Education:	1,831,947,124.00	1,832,056,124.00	109,000.00
051700300100	State Universal Basic Education Board:	33,026,254.00	100,080,000.00	67,053,746.00
051700800100	Taraba State Library Board:	1,500,000.00	5,617,000.00	4,117,000.00
051701000100	Agency for Mass Education:	9,803,343.00	10,000,000.00	196,657.00
051700500100	Post-Primary School Management Board:	264,632,951.26	722,202,500.00	457,569,548.74
051700600100	Taraba State Polytechnic Suntai:	5,000,000.00	239,864,988.17	234,864,988.17
051700700100	College of Education Zing:		278,100,866.00	278,100,866.00
051701100100	Taraba State University, Jalingo:	754,351,218.00	837,396,000.00	83,044,782.00
051701200100	Taraba State Scholarship Board	2,000,000.00	18,700,200.00	16,700,200.00
052100100100	Ministry of Health:	62,697,566.08	2,191,162,000.80	2,128,464,434.72
052110200100	Health Service Management Board	71,500,000.00	262,500,000.00	191,000,000.00
052111300100	Taraba State Essential Drugs Prog:	1,500,000.00	7,870,000.00	6,370,000.00
052111500100	Specialist Hospital, Jalingo:	58,102,193.33	61,026,193.33	2,924,000.00
052111700100	Primary Health Development Agency:	23,993,846.00	24,000,000.00	6,154.00
052111800100	College of Nursing Jalingo.	60,000,000.00	205,063,754.80	145,063,754.80
052111900100	College of Health Technology Takum:	14,020,447.00	15,000,000.00	979,553.00
052112000100	Taraba State Contributory Health Insu. Agency	1,500,000.00	397,000,000.00	395,500,000.00
057400100100	Ministry of Social Justice & Re-Integration:	29,889,000.00	30,000,000.00	111,000.00
053501600100	Taraba State Envir. Protection Agency:	1,200,000.00	10,000,000.00	8,800,000.00
056700100100	Ministry of Waste Management and Innovation	57,607,131.23	159,964,964.00	102,357,832.77
055100100100	Bureau for Local Govt, Tradition & Chieftancy Affairs:	-	8,470,000.00	8,470,000.00
	Total Social Sector:	3,381,274,178.90	8,142,574,591.12	4,761,300,412.22
	Total Overhead Cost	42,822,765,015.12	98,887,196,379.03	56,064,431,363.91

NOTE 6

GOVERNMENT OF TARABA STATE OF NIGERIA CAPITAL EXPENDITURE 2024

CODES	A - DETAILS OF TOTAL CAPITAL EXPENDITURES ACCORDING TO SECTORS	ACTUAL EXPEND N	AMENDED	VARIANCE N	Include parastatals Capital Exp. In B
			N		
010000000000	Administrative Sector:				
011100100100	Office of the Governor:	27,783,594,640.08	31,702,055,681.38	3,918,461,041.30	
011100100200	Office of the Deputy Governor:	199,900,000.00	885,000,000.00	685,100,000.00	
011100300100	Boundary Commission	1,222,000.00	66,034,910.51	64,812,910.51	
011100500100	SDG's Project Support Unit:			-	
011100800100	State Emergency Management Agency:	77,800,000.00	200,000,000.00	122,200,000.00	
011101000100	Bureau for Public Procurement:	47,000,000.00	423,000,000.00	376,000,000.00	
011103300100	Taraba State AIDS Control Agency		347,000,000.00	347,000,000.00	
011103500100	Taraba State Pension Board		7,250,000.00	7,250,000.00	
011103700100	Muslim Pilgrims Welfare Board			-	
011103800100	Christian Pilgrims Welfare Board			-	
011118600100	Nepad Taraba Coordination Office:		35,021,404.60	35,021,404.60	
011118700100	Council for Inter-Relious Affairs:			-	
011118800100	State Advisory Council on Prerogative of Mercy:			-	
011119000100	Taraba Geographic Information System	30,497,400.00	148,305,322.00	117,807,922.00	
011200300100	Taraba State House of Assembly:	1,778,935,388.39	3,327,401,358.00	1,548,465,969.61	
011200400100	House of Assembly Service Commission:		20,000,000.00	20,000,000.00	
012300100100	Ministry of Information & Re-Orientatoin :	364,800,000.00	1,570,280,000.00	1,205,480,000.00	
012300300100	Taraba Television Corporation			-	
012300400100	Taraba State Broadcasting Service			-	
012301300100	Government Printing Press:			-	
012500100100	Office of the Head of Service (Career Mgt)		3,060,679,341.94	3,060,679,341.94	
012500500100	Office of the Head of Service (Estabs & Records)			-	
012500600100	Office of the Head of Service (Manpower Dev.)	400,774,674.13	1,333,543,644.60	932,768,970.47	
012500700100	Office of the Head of Service (Common Service)		20,396,547.00	20,396,547.00	
014000100100	Office of the Auditor-General(State):		87,249,440.00	87,249,440.00	
014000200100	Office of the Auditor-General(Local Govts):		175,000,000.00	175,000,000.00	
014700100100	Civil Service Commission:		145,069,645.00	145,069,645.00	
014800100100	State Independent Electoral Commission:	145,092,190.76	950,000,000.00	804,907,809.24	
014900100100	Local Government Service Commission:		185,000,000.00	185,000,000.00	
014900200100	Local Government Staff Pension Board:			-	
016100100100	Office of the SSG - General Service	9,212,711,732.50	9,551,710,906.66	338,999,174.16	
016100200100	Office of the SSG - Political Affairs			-	
016100300100	Dept. of Home Affairs & Special Services	27,946,002,646.99	33,254,907,359.42	5,308,904,712.43	
016100400100	Office of the SSG - Cabinet Affairs			-	
016100500100	Public Complain and Anti-Corruption Comm.			-	
0165500100100	Ministry of Special Duties & Hum. Services :	250,687,097.75	2,468,528,116.00	2,217,841,018.25	
016600100100	Min. of Co-operatives & Poverty Alleviation:	49,000,000.00	5,221,192,260.00	5,172,192,260.00	
	Total Administrative Sector:	68,288,017,770.60	95,184,625,937.11	26,896,608,166.51	

020000000000	<u>Economic Sector:</u>			
021500100100	Ministry of Agriculture and Food Security:	19,984,034,612.87	20,784,305,688.04	800,271,075.17
021502100100	College of Agriculture, Jalingo	3,304,877,148.73	6,918,799,214.46	3,613,922,065.73
021510200100	Taraba Agric. Dev. Programme		128,000,000.00	128,000,000.00
021510300100	Tractor Hiring Unit.		321,647,949.00	321,647,949.00
021510512100	IFAD - VCD Project Support Unit		1,647,069,474.50	1,647,069,474.50
021511000100	Taraba Agric. Produce and Marketing Agency		618,900,000.00	618,900,000.00
021511500100	Fadama CARES Project Support Unit	5,508,762,972.80	5,509,700,000.80	937,028.00
022000100100	Ministry of Finance, Budget & Economic Planning:	18,767,480,269.02	21,766,988,483.62	2,999,508,214.60
022000200100	Debt Management Office			-
022000700100	Office of the Accountant-General:	111,742,000.00	150,000,000.00	38,258,000.00
022000800100	Board of Internal Revenue		347,422,035.25	347,422,035.25
022001200100	Community And Social Development Project.			-
022200100100	Ministry of Commerce, Trade and Industries:		25,734,772,999.20	25,734,772,999.20
022205100100	Agency For Small & Medium Scale Enterprises:		215,792,881.00	215,792,881.00
022800100100	Ministry of Science and Technology:	113,500,379.17	1,718,932,000.00	1,605,431,620.83
022900100100	Ministry of Transportation Development	21,121,731,637.41	40,004,004,656.00	18,882,273,018.59
022905600100	Taraba State Motor Cycle Monitoring Agency:		20,000,000.00	20,000,000.00
022905300100	Taraba State Transport Corporation:		660,034,083.00	660,034,083.00
023100100100	Ministry of Energy and Economic Development:	2,915,963,094.77	22,630,000,000.00	19,714,036,905.23
023100300100	Taraba Rural Electrification Agency:			-
023400100100	Ministry of Works & Infrastructural Development:	43,330,300,179.48	115,097,466,081.85	71,767,165,902.37
023400400100	Taraba Road Constructuion & Maint. Agency:			-
023405700100	Taraba State Asphalt & Crushing Plant:			-
023600100100	Ministry of Heitage & Ecotourism:	245,970,498.32	519,027,000.00	273,056,501.68
023600400100	Taraba State Arts Council:		174,807,826.34	174,807,826.34
023605200100	Taraba State Tourism Development Board:			-
025000100100	Taraba State Fiscal Resp. Commission:		16,500,000.00	16,500,000.00
027500100100	Ministry of Digital Economy and Innovation	45,610,782.42	1,241,644,170.00	1,196,033,387.58
	Total Economic Sector:	115,449,973,574.99	266,225,814,543.06	150,775,840,968.07
030000000000	<u>Law and Justice Sector:</u>			
031801100100	Judicial Service Commission:			
031805100100	High Court of Justice:	62,157,746.28	2,708,000,000.00	2,645,842,253.72
031805300100	Sharia Court of Appeal:		178,795,362.00	178,795,362.00
031805400100	Customary Court of Appeal:	7,625,748.61	89,515,000.00	81,889,251.39
032600100100	Ministry of Justice:	849,994,815.00	850,000,000.00	5,185.00
	Total Law and Justice:	919,778,309.89	3,826,310,362.00	2,906,532,052.11

040000000000	<u>Regional Sector:</u>			
025200100100	Ministry of Water Management & Aquatic Affairs:	3,647,544,972.86	9,854,840,237.00	6,207,295,264.14
025210200100	Taraba State Water and Sewerage Corporation:			0.00
025210300100	State Rural Water Supply and Sanitation Agency:	95,100,400.00	413,165,291.01	318,064,891.01
025211200100	Small Towns Water Supply And Sanit. Agency:			0.00
025211300100	State Water Supply, Sanit. and Control Agency:			0.00
023300100100	Bureau for Solid Minerals:	138,660,857.30	265,000,000.00	126,339,142.70
025300100100	Ministry of Rural & Urban Development:	363,855,444.75	2,280,000,000.00	1,916,144,555.25
025300200100	Taraba Rural Access & Agric. marketing projet:			0.00
011119100100	Bureau for Land & Survey	3,923,431,297.00	3,923,666,351.00	235,054.00
053500100100	Ministry of Environment & Climate Change:	437,960,186.50	15,508,114,041.28	15,070,153,854.78
	Total Regional Sector:	8,606,553,158.41	32,244,785,920.29	23,638,232,761.88
050000000000	<u>Social Sector:</u>			
051300100100	Ministry of Youth & Sports Development:	35,204,748.60	4,257,881,047.00	4,222,676,298.40
051305100100	Taraba State Sport Council:		35,000,000.00	35,000,000.00
051400100100	Ministry for Women Affairs & Child Devt:	254,512,500.00	5,234,574,915.91	4,980,062,415.91
051700100100	Ministry of Education:	13,520,926,366.95	36,364,399,354.82	22,843,472,987.87
051700300100	State Universal Basic Education Board:		1,998,477,207.40	1,998,477,207.40
051700800100	Taraba State Library Board:			-
051701000100	Agency for Mass Education:	2,352,757.00	90,800,000.00	88,447,243.00
051700500100	Post-Primary School Management Board:			-
051700600100	Taraba State Polytechnic Suntai:	1,383,245,940.00	3,109,544,274.00	1,726,298,334.00
051700700100	College of Education Zing:	1,868,288,784.61	4,964,113,885.00	3,095,825,100.39
051701100100	Taraba State University, Jalingo:	1,704,025,587.13	3,599,025,609.00	1,895,000,021.87
051701200100	Taraba State Scholarship Board		780,000,000.00	780,000,000.00
052100100100	Ministry of Health:	10,506,275,972.38	24,253,019,218.00	13,746,743,245.62
052110200100	Health Service Management Board			-
052111300100	Taraba State Essential Drugs Prog:		81,950,100.00	81,950,100.00
052111500100	Taraba State Specialist Hospital, Jalingo:	315,361,361.25	2,186,756,649.00	1,871,395,287.75
052111700100	Primary Health Care Development Agency:	1,830,578,282.00	1,830,580,984.00	2,702.00
052111800100	College of Nursing Jalingo.			-
052111900100	College of Health Technology Takum:	15,979,553.00	824,750,246.00	808,770,693.00
052112000100	Taraba State Contributory Health Insu. Agency		806,381,101.00	806,381,101.00
057400100100	Ministry of Social Justice & Re-Integration:	33,844,569.89	971,205,166.00	937,360,596.11
053501600100	Taraba State Envir. Protection Agency:			-
056700100100	Ministry of Waste Management and Innovation		1,005,000,000.00	1,005,000,000.00
055100100100	Bureau for Local Govt, Tradition & Chieftancy Affairs:			-
	Total:	31,470,596,422.81	92,393,459,757.13	60,922,863,334.32
	Total Capital Expenditure:	224,734,919,236.70	489,874,996,519.59	265,140,077,282.89

CODES	DETAILS OF CAPITAL EXPENDITURES OF PARASTATALS (INCLUDED IN A ABOVE)	ACTUAL EXPEND	TOTAL BUDGET	VARIANCE	Include parastatals Capital Exp. In A
		N	N	N	
010000000000	<u>Administrative Sector:</u>				
011100300100	Boundary Commission	1,222,000.00	66,034,910.51	64,812,910.51	
011100800100	State Emergency Management Agency:	77,800,000.00	200,000,000.00	122,200,000.00	
011103300100	Taraba State AIDS Control Agency		347,000,000.00	347,000,000.00	
011103500100	Taraba State Pension Board		7,250,000.00	7,250,000.00	
011103700100	Muslim Pilgrims Welfare Board			-	
011103800100	Christian Pilgrims Welfare Board			-	
012300300100	Taraba Television Corporation			-	
012300400100	Taraba State Broadcasting Service			-	
014900200100	Local Government Staff Pension Board:			-	
	Total Administrative Sector:	79,022,000.00	620,284,910.51	541,262,910.51	
020000000000	<u>Economic Sector:</u>				
021502100100	College of Agriculture, Jalingo	3,304,877,148.73	6,918,799,214.46	3,613,922,065.73	
021510200100	Taraba Agric. Dev. Programme		128,000,000.00	128,000,000.00	
021510300100	Tractor Hiring Unit.		321,647,949.00	321,647,949.00	
021511000100	Taraba Agric. Produce and Marketing Agency		618,900,000.00	618,900,000.00	
022000800100	Board of Internal Revenue		347,422,035.25	347,422,035.25	
022205100100	Agency For Small & Medium Scale Enterprises:		215,792,881.00	215,792,881.00	
022905600100	Taraba State Motor Cycle Monitoring Agency:		20,000,000.00	20,000,000.00	
022905300100	Taraba State Transport Corporation:		660,034,083.00	660,034,083.00	
023100300100	Taraba Rural Electrification Agency:			-	
023400400100	Taraba Road Construction & Maint. Agency:			-	
023405700100	Taraba State Asphalt & Crushing Plant:			-	
023600400100	Taraba State Arts Council:		174,807,826.34	174,807,826.34	
023605200100	Taraba State Tourism Development Board:			-	
	Total Economic Sector:	3,304,877,148.73	9,405,403,989.05	6,100,526,840.32	
030000000000	<u>Law and Justice Sector:</u>				
040000000000	<u>Regional Sector:</u>				
025210200100	Taraba State Water and Sewerage Corporation:			0.00	
025210300100	State Rural Water Supply and Sanitation Agency:	95,100,400.00	413,165,291.01	318,064,891.01	
025211200100	Small Towns Water Supply And Sanit. Agency:			0.00	
025211300100	State Water Supply, Sanit. and Control Agency:			0.00	
025300200100	Taraba Rural Access & Agric. marketing projct:			0.00	
	Total Regional Sector:	95,100,400.00	413,165,291.01	318,064,891.01	
050000000000	<u>Social Sector:</u>				
051305100100	Taraba State Sport Council:		35,000,000.00	35,000,000.00	
051700300100	State Universal Basic Education Board:		1,998,477,207.40	1,998,477,207.40	
051700800100	Taraba State Library Board:			-	
051701000100	Agency for Mass Education:	2,352,757.00	90,800,000.00	88,447,243.00	
051700500100	Post-Primary School Management Board:			-	
051700600100	Taraba State Polytechnic Suntai:	1,383,245,940.00	3,109,544,274.00	1,726,298,334.00	
051700700100	College of Education Zing:	1,868,288,784.61	4,964,113,885.00	3,095,825,100.39	
051701100100	Taraba State University, Jalingo:	1,704,025,587.13	3,599,025,609.00	1,895,000,021.87	
051701200100	Taraba State Scholarship Board		780,000,000.00	780,000,000.00	
052110200100	Health Service Management Board			-	

052111300100	Taraba State Essential Drugs Prog:		81,950,100.00	81,950,100.00
052111500100	Taraba State Specialist Hospital, Jalingo:	315,361,361.25	2,186,756,649.00	1,871,395,287.75
	Primary Health Care Development			
052111700100	Agency:	1,830,578,282.00	1,830,580,984.00	2,702.00
052111800100	College of Nursing Jalingo.			-
052111900100	College of Health Technology Takum:	15,979,553.00	824,750,246.00	808,770,693.00
	Taraba State Contributory Health Insu.			
052112000100	Agency		806,381,101.00	806,381,101.00
053501600100	Taraba State Envir. Protection Agency:			-
	Total:	7,119,832,264.99	20,307,380,055.40	13,187,547,790.41
	Total Details Capital Expenditure of			
	Paratatais	10,598,831,813.72	30,746,234,245.97	20,147,402,432.25

NOTE 7

GRANTS RECEIVED BY TARABA STATE GOVERNMENT FOR THE YEAR ENDED 31ST DECEMBER 2024

S/NO.	DETAILS OF AIDS AND GRANTS RECEIVED	ACTUAL	BUDGET	VARIANCE
	BILATERAL	0.00		
	MULTI LATERAL (CARES WORLD BANK) AND (UNICEF/GAVI)	7,114,789,559.80		
1	TARABA STATE UNIVERSITY(TETFUND)	1,704,025,587.13		
2	TARABA STATE COLLEGE OF EDUCATION ZING (TETFUND)	1,868,288,784.61		
3	TARABA STATE POLYTECHNIC(TETFUND)	1,383,245,940.00		
4	STATE PRIMARY HEALTH CARE DEV. AGENCY(NPHCDA)	315,791,395.58		
	TOTAL:	12,386,141,267.12	81,233,921,893.66	68,847,780,626.54

NOTE 8

TARABA STATE SHORT TERM LOANS AS AT 2024

FACILITY	TENOR	OPENING BALANCE	ADDITION DURING THE YEAR (2023)	PRINCIPAL REPAYMENT	CLOSING BALANCE
Commercial Bank Loan	24 MONTHS	1,151,591,359.91	64,607,356,118.27	12,022,278,975.74	50,406,738,082.43
TOTAL		1,151,591,359.91	64,607,356,118.27	12,022,278,975.74	50,406,738,082.43

NOTE 9

TARABA STATE LONG TERM LOANS AS AT 2024

FACILITY	TENOR	OPENING BALANCE AS AT 1ST JAN. 2024	ADDITION DURING THE YEAR (2024)	PRINCIPAL REPAYMENT	CLOSING BALANCE
CACS	24 MONTHS	799,146,460.78	0.00	596,106,488.05	203,039,972.73
FGN BOND	226 MONTHS	9,640,479,408.91	0.00	379,281,749.01	9,261,197,659.90
MSMEDF		2,624,946,066.91	0.00		2,624,946,066.91
CONTRACTORS ARREAS		226,370,675.00	0.00		226,370,675.00
PENSION AND GRATUITY		18,665,452,779.19	0.00		18,665,452,779.19
TOTAL		31,956,395,390.79	0.00	975,388,237.06	30,981,007,153.73

NOTE 10

TARABA STATE EXTERNAL LOAN BALANCE AS AT 31ST DECEMBER 2024

S/NO	CREDITOR	LOAN TITLE	LOAN CURRENCY	ORIGINAL LOAN AMOUNT	PRIN. BALANCE IN ORIGINAL CURRENCY	DEBT OUTSTANDING 31st/12/2024	
						DOD IN USD	DOD IN NAIRA
1	AFDB	TARABA INCLUS. BASIC DELIVERY & LIVELIHOOD EMP.	USD	16,240,000.00	71,922.68	71,922.68	110,424,163.10
2	AFDB	TARABA INCLUS. BASIC DELIVERY & LIVELIHOOD EMP.	FUA	8,060,000.00	142,883.82	165,628.90	254,292,963.17
3	IDA	TARABA STATE UNIVERSAL BASIC EDUCATION - IDA	USD	5,000,000.00	1,668,899.72	1,668,899.72	2,562,291,112.75
4	IDA	TARABA STATE HEALTH SYSTEM DEVELOPMENT-IDA	XDR	3,600,000.00	1,751,143.89	2,283,666.77	3,506,153,782.87
5	IDA	TARABA STATE HIV/AIDS PROGRAMME-IDA	XDR	2,325,166.00	877,708.64	1,144,619.85	1,757,354,998.62
6	IDA	TARABA STATE NATIONAL FADAMA II - IDA	XDR	4,872,000.00	2,909,407.15	3,794,157.90	5,825,237,402.32
7	IDA	TARABA STATE THIRD NATIONAL FADAMA DEV. PROJ.	XDR	2,551,758.00	2,220,029.46	2,895,140.45	4,444,960,082.21
8	IDA	TARABA STATE 2ND HIV/AIDS PROGRAMME	XDR	3,343,202.00	3,062,970.91	3,994,420.40	6,132,703,945.25
9	IDA	TARABA STATE COMMUNITY AND SOCIAL DEV.	USD	4,000,000.00	74,000.00	74,000.00	113,613,502.40
10	IDA	TARABA STATE NIGERIA FOR WOMEN	USD	15,000,000.00	14,155,353.63	14,155,353.63	21,732,963,562.36
11	IDA	TARABA STATE NIGERIA FOR WOMEN PROG. SCALE UP	USD	16,000,000.00	-	-	-
12	IFAD	TARABA STATE VALUE CHAIN DEVELOPMENT	USD	7,500,000.00	-	-	-
TOTAL:						30,247,810.30	46,439,995,515.05

NOTE 11

TOTAL LOAN BORROWINGS SCHEDULE 2024

TOTAL LOAN BORROWINGS SCHEDULE 2024.

Short Term Loans(Note 8):
Long Term Loan (note 9);
Total Borrowings:

N
64,607,356,118.27
0.00
64,607,356,118.27

NOTE 12

TOTAL LOAN REPAYMENT SCHEDULE 2024

TOTAL LOAN REPAYMENT SCHEDULE 2024

	N
Short Term Loans(Note 8):	12,022,278,975.74
Long Term Loan (note 9):	<u>975,388,237.06</u>
Total Loan Repayment:	12,997,667,212.80

NOTE 13

CLOSING CASHBOOK BALANCES OF MINISTRIES AS AT 31 DEC. 2024

		2023	
	N		N
100 CENTRAL ACCOUNTS	260,841,927.57		
601 GOVERNMENT HOUSE	105,725,189.29	721,648,873.69	
602 DEPUTY GOVERNOR'S OFFICE	30,559,263.81	70,533,751.96	
603 MINISTRY OF CULTURE AND TOURISM	92,948.33	510,654.33	
604 PLANNING COMMISSION	3,654.02	3,654.02	
605 BUREAU LAND & SURVEY	6,761,317.88	21,316,995.59	
606 OFFICE OF THE SURVEYOR GENERAL	37,409.75	38,345.50	
607 BUREAU FOR LOCAL GOVT & CHIEFTANCY AFFAIRS	152,257.32	152,257.32	
608 MINISTRY FOR WATER MANAGEMENT AND AQUATIC AFFAIRS	79,844.16	13,708.02	
616 MINISTRY OF RURAL AND URBAN DEVELOPMENT	34,891,871.17	48,908,723.27	
610 SSG ADMIN	3,501,148.87	61,125,028.01	
611 ESTABLISHMENT		540,874.82	
612 POLITICAL & CABINET AFFAIRS	62,000,540.90	48,862,333.28	
613 HEAD OF SERVICE	55,234.20	65,053.18	
614 MINISTRY FOR ENVIRONMENT & CLIMATE CHANGE	308,274.94	527,455.94	
615 MINISTRY OF HOUSING	6,222.75	503,653.75	
617 STATE INDEPENDENT ELECTORAL COMMISSION	86,124.07	144,098,313.82	
618 BUREAU FOR PUBLIC PROCUREMENT	15,257.27	1,000,535.52	
619 GOVERNMENT PRINTING PRESS	5,686.96	478,614.21	
620 MINISTRY OF AGRICULTURE & NATURAL RESOURCES	59,944.39	750,449.75	
621 POVERTY ALLEVATION	17,615.20	1,043.88	
630 MINISTRY OF EDUCATION	47,502.16	660,440,553.93	
640 MINISTRY OF FINANCE	8,532,170.39	16,949,816.76	
641 COMMON SERVICES OFFICE	3,714.72	14,193.43	
650 MINISTRY OF HEALTH	4,868,057.73		
651 MINISTRY OF JUSTICE	21,875.96	552,842.33	
652 MINISTRY OF WORKS	434,406.37	73,283,866.84	
653 AUDITOR-GENERAL (STATE)	2,349,107.38	6,379,526.01	
654 CIVIL SERVICE COMMISSION	17,077.51	4,111,796.51	
657 SHARIA COURT OF APPEAL	60,365.48	556,139.72	
658 CUSTOMARY COURT OF APPEAL	2,998.60	2,456,628.41	
659 OFFICE OF THE ACCOUNTANT GENERAL	16,515,456.37	10,145,079.54	
660 LOCAL GOVERNMENT AUDIT	34,256.21	610.61	
661 MINISTRY FOR SOCIAL WELFARE & CO-OPERATIVE	489,491.00	13,927,181.81	
662 MINISTRY OF INFORMATION	5,623.64	325,170.89	
663 HOUSE OF ASSEMBLY	105,403,555.68	40,133,744.77	
664 LOCAL GOVERNMENT SERVICE COMMISSION	9,464.37	509,798.62	
665 MINISTRY FOR COMMERCE & INDUSTRY	973.27	2,773.90	

666	HOUSE OF ASSEMBLY SERVICE COMMISSION	503,001.71	3,000,149.88
667	HOME AFFAIRS & SOCIAL SERVICES	129,268,184.36	7,331,081.29
668	MINISTRY FOR WOMEN AFFAIRS	48,054,805.34	37,536,160.34
669	FISCAL RESPONSIBILITY	23,007.25	198,007.25
670	MINISTRY OF YOUTHS AND SPORTS	213,318.61	722,495.18
671	MINISTRY OF SCIENCE AND TECHNOLOGY	635.21	70,015,703.65
672	MANPOWER DEVELOPMENT		309,219.63
673	MINISTRY OF SPECIAL DUTIES & SOCIAL SERVICES	524,017.50	559,177.25
674	MINISTRY OF ENERGY & ECONOMIC DEVELOPMENT	3,778,957.21	166,264.39
675	MINISTRY OF TERTIARY EDUCATION	489,864.55	489,864.55
676	MINISTRY OF BUDGET AND ECONOMIC PLANNING	76,173,246.84	141,548,403.26
677	MINISTRY OF TRANSPORTATION DEVELOPMENT	322,891.95	2,187,307.02
678	BUREAU FOR SOLID MINERALS	37,003.74	
680	MINISTRY OF WASTE MANAGEMENT AND INNOVATION	5,691.82	
681	ADVISORY COUNCIL	1,103.21	
682	CARES	<u>173,506,516.37</u>	
	TOTAL	<u>1,076,900,075.36</u>	<u>2,214,933,877.63</u>

NOTE 14

CLOSING CASHBOOK BALANCES OF SUB-TREASURIES AS AT 31 DEC. 2024

	N	2023
200 SUB-TREASURY, JALINGO	27,202,607.07	49,124,235.37
300 SUB-TREASURY, WUKARI	47,114.60	32,657.28
400 SUB-TREASURY, TAKUM		11,850.00
500 SUB-TREASURY, GEMBU	<u>17,520.46</u>	<u>23,137.49</u>
	<u>27,267,242.13</u>	<u>49,191,880.14</u>

NOTE 15

SHORT TERM DEPOSITS

Station Code	Bank	Purpose	2024	2023
103	Access Bank	Local Govt. Join Account Project	5,103,913.02	5,103,913.02
104	Union Bank	Current Account	246,787.60	246,787.60
107	Zenith Bank	Zenith Bank VAT		1,714,182,590.11
108	Guaranty Trust	Stabilization	592,335.00	592,335.00
113	Eco Bank	AAWUN M/C Loan	680,203.80	680,203.80
117	Access Bank	Project Operational Account	91,159,118.70	91,244,205.44
118	Zenith	Capital Account II	513,807.30	735,589.28
118b			221,781.98	
122	Oceanic	MDG	1,603,388.88	1,603,388.88
123	Eco Bank	Stabilization	306,096.83	306,096.83
124	Fidelity	Fixed Deposit	293,894.00	293,894.00
125	Key Stone	Stabilization	796,574,192.01	
126	Zenith	Stabilization Wukari	323,478.02	323,478.02
127	Unity Bank	TRSG MDG III	93,528.49	93,528.49
129	Fidelity	Stabilization	168,221.00	168,221.00
130	Zenith	Commercial Agric Loan	211,500.00	211,500.00
131	Access Bank	VAT Account	975,573.41	975,573.41
132	Main Street	Fixed Deposit	3,899,195.03	3,899,195.03
133	UBA	Capital Project	470,487.69	470,487.69
134	Zenith	SURE-P	223,086.63	223,086.63
135	Zenith	Ecological Fund	1,829.83	1,829.83
136	Zenith	MDG IV	64,702.00	64,702.00
137	Globus	Stabilization	4,996,593.75	
180	Bank PHB	Aviation Account	30,535,773.61	30,535,773.61
181	FIN Bank	Stabilization	263,270.25	263,270.25
182	Intercontinental	Stabilization	32,780,311.85	32,780,311.85
183	Zenith	TADIL Account	3,256,441.00	3,256,441.00
185	Access Bank	Health Project	1,562,380.00	1,562,380.00
186	Zenith Bank	Refund Account	11,028,786.53	11,028,786.53
187	Zenith Bank	Dedicated Account	954,894.24	954,894.24
188	Zenith Bank	Bud Supply Facility	46,373,360.08	46,373,360.08
189	Zenith Bank	Mambila Hydro Electric Proj.	5,575,220.68	5,575,220.68
190	Zenith Bank	Fiscal Account and Sustenance	82,453.39	82,453.39
191	Zenith Bank	Stabilization A/C II	499,950.00	499,950.00
192	Zenith Bank	Green House Account	1,197,092.43	1,197,092.43
193	Zenith Bank	Green House Account II	105,853,534.53	7,422,488,293.46
194	UBA	COVID 19 Support Account	3,021,871.18	3,021,871.18
195	Zenith Bank	COVID 19 Account	696,850.00	696,850.00
196	Access Bank	COVID 19 Support Fund Account	9,999,942.00	9,999,942.00
117b	Access Bank	Project Account II	85,086.74	
198	Key Stone	Ecological Fund	844,860.47	2,677,639.40
199	Fidelity Bank	FAAC Account III	1,567,242.53	1,567,242.53
201	Zenith Bank	Special Operational Account	2,591,895,083.70	4,542,186,726.38
Total:			<u>3,756,798,120.18</u>	<u>13,933,065,192.05</u>

NOTE 16

NATIONAL HOUSING FUND AS AT 31ST DECEMBER, 2024

S/No.	MONTH	CENTRAL ACCOUNT	SUB-TREASURY	SUB-TOTAL
	OPENING BALANCE:			1,358,467,303.59
1	JANUARY	11,018,620.16	4,445,213.20	15,463,833.36
2	FEBRUARY	10,851,034.13	4,374,587.36	15,225,621.49
3	MARCH	10,780,853.20	4,385,931.71	15,166,784.91
4	APRIL	10,729,742.19	4,360,275.80	15,090,017.99
5	MAY	10,736,458.94	4,376,583.69	15,113,042.63
6	JUNE	10,727,927.27	4,433,600.45	15,161,527.72
7	JULY	9,813,201.34	3,645,778.36	13,458,979.70
8	AUGUST	10,746,304.45	4,225,219.24	14,971,523.69
9	SEPTEMBER	11,089,518.30	4,347,496.03	15,437,014.33
10	OCTOBER	11,294,318.95	4,354,983.25	15,649,302.20
11	NOVEMBER	19,968,909.64	8,013,320.47	27,982,230.11
12	DECEMBER	<u>20,116,372.97</u>	<u>8,134,009.86</u>	<u>28,250,382.83</u>
	TOTAL:	147,873,261.54	59,096,999.42	<u>1,565,437,564.55</u>

NOTE 17

BANK OF INDUSTRY/TARABA STATE GOVERNMENT MSME MANAGED FUND

Capital Fund:	N 315,000,000.00
Accumulated Fund:	<u>90,256,677.00</u>
	<u>405,256,677.00</u>

NOTE 18

DUE FROM FEDERAL GOVERNMENT ON ROADS CONSTRUCTION

S/Ng.	Name of Company	Location of Road	Date of Award	Contract Sum	Amount Paid in 2023	Total Amount
						Paid to Date
1	Messrs P. W. Nig. Ltd.	Bali-Serti-Gembu Roads(Additional Works)	July, 2013	18,214,711,149.33		16,311,100,000.00
2	Messrs CGC Nig, Ltd	Marraraba - Baissa-Abong Road (Section 1)	Nov. 2018	6,942,552,304.89		1,041,382,845.73
3	Messrs CCECC Nig. Ltd.	Marraraba - Baissa-Abong Road (Section 2)	Nov. 2018	5,361,708,022.13		804,252,203.31
4	Messrs China Zhonghao Nig. Ltd.	Marraraba - Baissa-Abong Road (Section 3)	Nov. 2018	6,239,751,581.75		935,962,737.26
5	Messrs SCC Nig. Ltd.	Takum - Kona Road	July, 2017	15,424,767,001.08		2,300,000,000.00
6	Messrs Mould Nig. Ltd.	Jalingo - Kona Road	Aug. 2015	2,808,219,335.55		1,610,655,017.39
7	Craneburg Const. Company Nig. Ltd	Route A4 Jalingo	Dec. 2019	34,854,211,329.00		5,228,131,699.35
TOTAL:				89,845,920,723.73	0.00	28,231,484,503.04

TOTAL CERTIFICATES ISSUED BY CONTRACTORS TO DATE:-	35,315,325,396.96
TOTAL AMOUNT REFUNDED BY FEDERAL GOVERNMENT TO DATE:-	<u>21,862,636,635.00</u>
AMOUNT DUE FROM FEDERAL GOVERNMENT (2024):-	13,452,688,761.96
AMOUNT PAID FOR YEAR 2024 BY FEDERAL GOVERNMENT:-	<u>0.00</u>
AMOUNT DUE FROM FEDERAL GOVERNMENT (2024):-	<u>13,452,688,761.96</u>

SUPPLEMENTARY NOTE 1

CAPITAL EXPENDITURE

GOVERNMENT HOUSE

<u>Project Description/Location</u>	7,962,579,428.66
Renovation of Government House and Govt. Lodges	8,471,015,211.42
Remodelling of Government House Jalingo	4,500,000,000.00
Purchase of Security Equipments	6,850,000,000.00
<u>TOTAL:</u>	27,783,594,640.08

BUREAU FOR PUBLIC PROCUREMENT

Project Description/Location

Renovation Of Bureau for Public Procurement Office	<u>47,000,000.00</u>
Total:	47,000,000.00

DEPUTY GOVERNOR's OFFICE

Project Description/Location

Renovation of Deputy Governor's Office	<u>199,900,000.00</u>
Total:	199,900,000.00

TARABA STATE HOUSE OF ASSEMBLY

Project Description/Location

Rehabilitation of House of Assembly	<u>1,778,935,388.39</u>
Total:	1,778,935,388.39

TARABA STATE BOUNDARY COMMISSION

Project Description/Location

Renovation of Office Building	<u>1,222,000.00</u>
Total:	1,222,000.00

Taraba State Emergency Management Agency

Project Description/Location

Purchase of Relief Materials	<u>77,500,000.00</u>
Total:	77,500,000.00

Taraba State Geographic Information System

Project Description/Location

Purchase of Geographical Equipments	<u>30,497,400.00</u>
Total:	30,497,400.00

Ministry of Special Duties & and Humanitarian Service

Project Description/Location

Support of Flood Victims to Maiduguri State Government	100,000,000.00
Support to Taraba Indigene in Maiduguri	50,000,000.00
Support to Taraba State Students in Maiduguri	25,000,000.00
Purchase of Food Items to Southern Zone	<u>75,687,097.75</u>
Total:	250,687,097.75

SUPPLEMENTARY NOTE 2

CAPITAL EXPENDITURE

Ministry of Science and Technology

Project Description/Location

Purchase of Laboratory Equipments	113,500,379.17
Total:	113,500,379.17

MINISTRY OF LAND AND SURVEY

Project Description/Location

Taraba State 50 Years ahead Master Plan	3,914,025,703.70
Land Acquired for Construction of DDI Housing Estate	4,224,995.80
Expansion of Danbaba Suntai Airport	1,000,000.00
Compensation of Pammanga - Dakka Road	2,499,000.00
Land Acquired for Construction of New Trade Fair Complex	1,189,478.00
Land Acquired for Construction of ABS Housing Estate	492,119.50
Total:	3,923,431,297.00

Manpower Development

Project Description/Location

Trained and Retrained Manpower new Skills to Enhance their Performances	400,774,674.13
Total:	400,774,674.13

State Independent Electoral Commission

Project Description/Location

Production of Sensitive Election Materials	145,092,190.76
Total:	145,092,190.76

Taraba State CARES

Project Description/Location

Grant and Operating Cost for Micro and Small Enterprises	1,658,447,564.00
Total:	1,658,447,564.00

MINISTRY OF INFORMATION

Project Description/Location

Purchase of Audio Mixer for TSBS	49,000,000.00
Production of Calendars and Diaries	88,000,000.00
Renovations and Office Furnitures	115,000,000.00
Procurement of Wireless Macro Phone for TTV	20,000,000.00
Purchase of TSBS Transmitters and Installations	68,800,000.00
Lightening Equipment for TTV	24,000,000.00
Total:	364,800,000.00

Ministry of Heritage and Ecotourism

Project Description/Location

Building of Offices	245,970,498.32
Total:	245,970,498.32

SUPPLEMENTARY NOTE 3

CAPITAL EXPENDITURE

OFFICE OF THE SECRETARY TO THE GOVERNMENT

Project Description/Location

Procurement of Kitting for Local Securities	3,400,000,000.00
Procurement of Uniforms and Accessories for Personnel	2,300,000,000.00
Furniture and Fittings at SGS Office	3,000,000,000.00
Construction of Mini Security Base	20,000,000.00
Renovation of His Excellency's Chief Detail Residence	28,700,000.00
Remodelling of 3 Bedroom Bungalow of His Excellency Chief Security Officer	36,900,000.00
Renovation of His Excellency's Aide-De-Camp Residence	31,160,000.00
Renovation and Furnishing of Drivers and Orderlies Residence	40,000,000.00
Renovation of Stores in the General Service Department	2,300,000.00
Payment of Occupy Quarters in School of Nursing Permanent Site	41,951,062.50
Renovation of Director Protocol Residence	38,000,000.00
Renovation and Furnishing of Drivers and Orderlies Residence	32,160,000.00
Construction of Northern State Governors Forum Secretariate	50,000,000.00
Purchase of Furnitures and Fittings at Danbaba Suntai Airport	51,208,000.00
Construction of Government Lodge Takum	58,332,670.00
Purchase of House by First Reach Consultants	82,000,000.00
Total:	9,212,711,732.50

HOME AFFAIRS AND SPECIAL SERVICES

Project Description/Location

Supply of 3000 Units of Gauge Automatic Tactical Weapon & 8000 Units of Cartridges	7,750,690,667.52
Procurement of Servellance Drones	8,700,000,000.00
Procurement of Security Gauge	7,587,613,635.88
Rehabilitation of National Youths Service Corps Parade Ground	47,000,000.00
Repairs of Security Vehicles in the State	45,300,000.00
Palliative-Care Disbursement to Local Government Chairmen	200,000,000.00
General Sanitation Across the State	371,497,903.61
Amirul Hajj Team, Board Chairman and Ten Members	504,382,000.00
Furnishing Officers Mess at 93 Battalion Nigerian Army	112,112,789.04
Furnishing of SEVER Room, SGS Office	683,000.00
Renovation/Operational Cost	471,100,000.00
Rehabilitation and Renovation of Army Barrack Takum	1,239,267,066.63
Renovation of Government Lodge Takum	101,099,234.31
Renovation of T.Y Danjuma House Abuja	815,256,350.00
Total:	27,946,002,646.99

MINISTRY OF CO-OPERATIVE AND POVERTY ALLEVIATION

Project Description/Location

Construction of Quest House and Fencing of Skill Acquisition Center	49,000,000.00
Total:	49,000,000.00

SUPPLEMENTARY NOTE 4

CAPITAL EXPENDITURE

MINISTRY OF AGRICULTURE AND FOOD SECURITY

<u>Project Description/Location</u>	<u>N</u>
Purchase of Tractors	8,335,000,000.00
Purchase of Certified Assorted Seeds	4,500,000,000.00
Training of Technicians on New Tractors	500,000.00
Hosting of Guest	77,415,000.00
Feasibility Studies on Agro Processing Zone	239,524,000.00
Renting of House	30,000,000.00
Renovation of Tractor Hiring Unit Workshop	57,386,740.00
Transportation of Grains	57,705,360.00
Flag off of Tractors	25,000,000.00
Repairs of Crain and Fueling	10,211,760.00
Clearing and Transportation of Tractors	811,090,931.90
Exemption Charges in Port	57,386,740.00
Coupling of Tractors	51,775,000.00
Environment and Social Impact Assessment	45,100,000.00
Control of Cattle Diseasas	37,000,000.00
Repairs of Mobile Van	9,000,000.00
Procurement of Casava Stems	80,000,000.00
Purchase of Fishing Gears and Accessories	26,000,000.00
Sensitization Campain Againts Obnoxious Fishing	20,000,000.00
Official Trip to Czech Republic	46,230,000.00
National Agric Show	15,000,000.00
Procurement of Assorted NPK and UREA Fertilizer	953,101,004.49
Procurement of Assorted Seeds	770,469,734.96
Supply of Assorted Drugs	95,000,000.00
Building of Mordern Abattoir	2,134,138,341.52
Renovation of Taraba State Green House	500,000,000.00
Supply of Grains	<u>1,000,000,000.00</u>
Total:	19,984,034,612.87

CAPITAL EXPENDITURE

COLLEGE OF AGRICULTURE JALINGO

Project Description/Location

Renovation of College of Agriculture	<u>3,304,877,148.73</u>
Total:	3,304,877,148.73

SUPPLEMENTARY NOTE 5

CAPITAL EXPENDITURE

MINISTRY OF FINANCE, BUDGET AND ECONOMIC PLANNING

Project Description/Location

	N
Purchase of Office Stationeries/Equipment	129,242,000.00
Motor Insurance Policy	1,092,212,896.22
Supply of Police Motor Bike	635,948,025.00
Purchase of 50 units JAC T8 4WD for Military Formation in Wukari	3,500,000,000.00
Purchase of Assorted Vehicles for the State Government	13,225,214,115.80
Renewal of Taraba State Website	7,111,232.00
Taraba State Poverty Mapping	42,452,000.00
Android Phone	34,000,000.00
Design and Develop a framework for Intensive land Investment	56,200,000.00
SABER Office Equipment	25,100,000.00
Facilitate the oversight function of NG-CARES	20,000,000.00
Total:	18,767,480,269.02

CAPITAL EXPENDITURE

OFFICE OF THE ACCOUNTANT-GENERAL

Project Description/Location

Software Installation	1,000,000.00
Installation of AC	1,560,000.00
Renovation of Office of the Accountant-General	43,815,000.00
Drilling and Construction of Borehole	21,221,000.00
Installation of Accounting Software	20,000,000.00
Upgrading of ICT Unit	16,500,000.00
Office Furnitures	2,895,000.00
Renovation of Taraba CARES Office	4,751,000.00
Total:	111,742,000.00

SUPPLEMENTARY NOTE 6

CAPITAL EXPENDITURE

MINISTRY OF TRANSPORTATION DEVELOPMENT

Project Description/Location

Rehabilitation of Danbaba Suntai Airport	14,971,543,656.55
Outstanding Fee from 2018 to date Danbaba Suntai Airport	6,150,187,980.86
Total:	21,121,731,637.41

MINISTRY OF ENERGY AND ECONOMIC DEVELOPMENT

Project Description/Location

Purchase of Transformer at Specialist Hospital Jalingo	10,000,000.00
Repair of Vandalized Transformer at NYSC Camp Jalingo	4,996,000.00
Connection of Green House with National Grid	56,000,000.00
Fixing of Street Light at Dual Carriage Way Jalingo	4,500,000.00
Supply of Electrical Materials at the Ministry	357,728,655.91
Purchase of Mini Safe	1,500,000.00
Transaction Progress for Investment and Development	1,298,697,300.69
Supply of Bulk Transformers	<u>1,182,540,000.00</u>
Total:	2,915,961,956.60

SUPPLEMENTARY NOTE 7

CAPITAL EXPENDITURE

MINISTRY OF WORKS AND INFRASTRUCTURAL DEVELOPMENT

Project Description/Location

Road Maintenance Federal and State Gassol	7,040,000.00
Road Maintenance Federal and State Ardo Kola	7,040,000.00
Road Maintenance Federal and State Takum	7,040,000.00
Road Maintenance Federal and State Bali	7,040,000.00
Road Maintenance Federal and State Wukari	10,000,000.00
Road Maintenance Federal and State Abong - Sabon Gida	7,040,000.00
Renovation and Fencing of Divisional Court of Conduct Bureau	47,600,000.00
Inspection of Washout Bridges	62,270,879.23
Renovation of Commissioner's Block	8,608,000.00
Convey 12G Grader to Wukari	3,000,000.00
Supply and Installation of Solar Power Light FGGC Road Jalingo	1,393,805.30
Reconstruction of Collapsed Culvert Fumi Village Nguroje	44,203,539.82
Renovation of General Sani Abacha Secretariate Jalingo	1,010,965,668.18
Renovation of 4Nos. Quarters DDI Garden	5,000,000.00
Advertisement of Dualization of Federal Road Jalingo - Wukari	2,522,250.00
Solar Street Light Takum Police Roundabout to Bethel Conf. Junction	71,600,000.00
Compensation of B,L and S.	2,499,075.00
Purchase of Electrical Items	3,636,000.00
Construction of Mararaba Baissa - Abong Road	4,219,512,195.12
Renovation and Remodelling of State Secretariate Jalingo	3,399,390,010.45
Design and Construction of Trailer Park	4,337,961,114.88
Construction and Remodelling of Govt. Lodge Wukari	1,220,910,279.70
Design and Construction of Gembu - Bang Road	4,792,554,284.98
Construction of Pammanga - Dakka Road	3,201,872,127.89
Renovation of T.Y Danjuma House Asokoro Abuja	2,678,502,187.07
Construction of Flyover and Dual Carriage Way Jalingo	3,179,329,708.98
Construction of Pammanga - Dakka Road	1,168,904,196.43
Construction of Wukari - Tsokundi Road	419,176,612.24
Construction of Banquet Hall in Government House Jalingo	2,658,316,677.42
Construction of Mararraba - Baissa - Abong Road	682,565,060.90
Remodelling of Presidential Lodge Jalingo	828,940,828.64
Supply of Wheel Excavators and Tractor Dozer	722,244,304.37
Remodelling of Government Lodge Wukari	1,614,924,240.75
Multisectoral Intervention support, in Agric, Health, Water, Education etc.	5,883,937,132.13
Livelihood Disbursement to Poor and Vulnerables	1,012,760,000.00
Total:	43,330,300,179.48

SUPPLEMENTARY NOTE 8

CAPITAL EXPENDITURE

MINISTRY OF WATER RESOURCES AND AQUATIC AFFAIRS

Project Description/Location

Construction of Jalingo Primary Water Source Project	3,647,544,972.86
Total:	3,647,544,972.86

State Rural Water Supply Agency

Project Description/Location

Purchase of Chemicals	95,100,400.00
Total:	95,100,400.00

BUREAU FOR SOLID MINERALS

Project Description/Location

Trip to Finland for Training	23,000,000.00
Sample of Solid Minerals to Finland and Touring to Some Mining Areas	37,470,857.30
Trip to Finland for Workshop	78,190,000.00
Total:	138,660,857.30

MINISTRY OF URBAN AND RURAL DEVELOPMENT

Project Description/Location

Maintenance of Heavy Duty Vehicles and Sanitation Exercise	85,655,000.00
Supply of Metal Roll and Roll Container and Waste Bin.	1,700,000.00
Purchase of Ago, Lubes and Gear Oil	25,000,000.00
Purchase of Ten number 315 by 80 RM 22.5 Howo I	246,100,444.75
Purchase of Gear Xtruder Shooter3	1,400,000.00
Purchase of Land	4,000,000.00
Total:	363,855,444.75

MINISTRY OF WOMEN AFFAIRS AND CHILD DEVELOPMENT

Project Description/Location

Printing of T-Shirts and other Materials during 16 Days Activism	11,998,000.00
Media House Covered	2,370,000.00
Transpostation and Others	133,447,500.00
Assistance to Various Groups of Women Welfair	5,809,000.00
Refreshment and Entertainment during 16 days Activism	12,907,000.00
Training and Workshop Course Fees	24,307,500.00
Empowerment of Women During the 16 days Activism	7,205,000.00
Renovation of Three (3) Bedrooms	29,786,000.00
Purchase of Food during 16 days Activism	7,075,000.00
Conduction of Chieldren Parliament Election	10,000,000.00
Honorarium	3,500,000.00
Servicing of Hilux Van	5,085,000.00
Renovation of the Ministry	1,022,500.00
Total:	254,512,500.00

SUPPLEMENTARY NOTE 9

CAPITAL EXPENDITURE

MINISTRY OF EDUCATION

Project Description/Location

Exchange Programme	254,624,960.00
WAEC Registration	703,761,150.00
NECO Registration	744,424,794.00
BECE EXAMS	149,580,955.00
NABTEB EXAMS	135,393,960.00
MOCK EXAMS	34,667,426.25
NASS TSU Conduct of Election for 2023/2024 National Convention	5,000,000.00
Stake Holders Validation Meeting	1,000,000.00
Youth Vision Inter-Secondary/Primary School Quiz	10,000,000.00
Official Flagoff of Taraba Education System at Nyamusala	7,830,000.00
Purchase and Transporting of Seating Desk	32,000,000.00
National Competition to Rwanda	10,000,000.00
Fencing of GDSS Sabon Gari Jalingo	36,285,472.00
Placement of JSS I Students	46,387,500.00
Smooth Conduct of 2024 Nigerian Military School Entrance Exams into JSSI	2,188,000.00
MASS Education Board Graduation Ceremony and Certification	3,000,000.00
Hosting of Accelerated Senior Secondary Education Programme	4,200,000.00
One year Consultancy Services in area of Education	41,160,000.00
Head Teachers/Principals Meeting with His Excellency	180,142,000.00
Procurement, Delivery, Installation, Training and Technology Transfer Hydra Form	
Block Making Machine	5,286,694,340.00
Supply of School Uniform, Tables and Instructional Materials	5,017,659,025.85
Supply of School Uniform, Tables and Instructional Materials	558,659,217.85
Renovation of Nyamu Sala Primary and Secondary School	256,267,566.00
Total:	13,520,926,366.95

Taraba State Polytechnic Suntal

Project Description/Location

Projects Intervention and Staff Training	1,383,245,940.00
Total:	1,383,245,940.00

Taraba State University Jalingo

Project Description/Location

Fiscal Infrastructure\Staff Training	1,704,025,587.13
	1,704,025,587.13

Taraba State College of Education Zing

Project Description/Location

Projects Intervention and Staff Training	1,868,288,784.61
Total:	1,868,288,784.61

SUPPLEMENTARY NOTE 10

CAPITAL EXPENDITURE

CAPITAL EXPENDITURE

Ministry of Justice

Project Description/Location

Judgement Debts	500,000,000.00
Professional Fees	300,000,000.00
International Bar Conferences	49,994,815.00
Total:	849,994,815.00

Customary Court of Appeal

Project Description/Location

Renovation of Office	7,625,748.61
	7,625,748.61

Ministry of Youths and Sports Development

Project Description/Location

2024 National Festival	35,204,748.60
Total:	35,204,748.60

AGENCY FOR MASS EDUCATION

Project Description/Location

Renovation of Office	2,352,757.00
	2,352,757.00

Ministry of Digital Economy

Project Description/Location

Renovation of Office Buildings	45,610,782.42
Total:	45,610,782.42

High Court of Justice

Project Description/Location

Purchase of Law Books	62,157,746.28
Total:	62,157,746.28

SUPPLEMENTARY NOTE 11

CAPITAL EXPENDITURE

MINISTRY HEALTH

Project Description/Location

Remodelling of College of Nursing Jalingo	2,445,036,490.56
Conduct of 2023 Nigeria Demographic and Health Survey	10,000,000.00
Combat of Outbreak of Measles	18,000,000.00
Procurement of Medical Consumables	21,692,604.67
Construction of Waiting Room at Specialist Hospital Jalingo	21,600,000.00
Taraba State Seasonal Malaria Chemoprevention Campaign	30,000,000.00
Contain Outbreak of Cholera in the State	22,478,000.00
Procurement of Air and Water Mattress	31,514,400.00
Procurement of Drugs and Medical Consumables	1,292,076,956.92
Procurement of Hospital Equipment and Consumable	87,128,595.33
Procurement of One Equipped Mobile Hospital	433,545,553.36
Procurement of Drugs and Medical Consumables	2,277,560,976.60
Complete face lift at General Hospital Takum	425,547,201.70
Renovation and Remodelling of General Hospitals Bali and Ussa LGA	<u>3,390,095,193.24</u>
Total:	10,506,275,972.38

MINISTRY OF ENVIRONMENT

Project Description/Location

Planting of two Million Rose Wood (Madrid) Across the State	417,960,186.50
Counterpart Funding	20,000,000.00
Total:	437,960,186.50

Specialist Hospital Jalingo

Project Description/Location

Procurement of Drugs and Medical Consumables	<u>315,361,361.25</u>
Total:	315,361,361.25

Primary Health Care Development Agency

Project Description/Location

Basic Health Care Provision and Support of Various Health Care Activities	<u>1,830,578,282.00</u>
Total:	1,830,578,282.00

College of Health Technology Takum

Project Description/Location

Procurement of Laboratory Equipments	<u>15,979,553.00</u>
Total:	15,979,553.00

Ministry of Social Justice

Project Description/Location

Procurement of Office Furnitures	<u>33,844,569.89</u>
Total:	33,844,569.89

SUPPLEMENTARY NOTE 12

TARABA STATE CONTRACT LIABILITY AS AT 31ST DECEMBER, 2024

S/N	NAME OF CONTRACTOR	PROJECTS	DATE OF AWARD	CONTRACT SUM IN NAIRA	BALANCE AS AT 31/12/2023
1	Artral Consultant	Design of Library Complex	1996	5,921,005.72	5,921,005.72
2	Nagarta Furniture	Supply of Furniture	Dec., 1991	518,000.00	518,000.00
3	Mbub International Ventures	Supply of Stationeries	2009	7,500,000.00	7,500,000.00
4	Michael Eze	Supply of Fire Proof Safe Cabinet	May, 2005	17,000,000.00	10,000,000.00
5	YRK Ventures	Renovation and Fencing of Mobile Police Base, Jalingo	Oct., 2008	31,077,708.34	8,252,150.00
6	Zaitun Enterprises Services Ltd	Supply of Diesel and Lubricant	Jan., 2011	7,820,000.00	3,061,328.86
7	Waziri & Co.	Audi Fee	Sept., 2007	5,050,320.67	5,050,320.67
8	Al-Umah Lau Nig. Enterprises	Supply of Souvenir	Feb., 2007	10,000,000.00	10,000,000.00
9	Kumno Construction Nig. Ltd	Construction of Fence Wall Side B & G Security Post	Aug., 2000	6,765,802.97	6,765,802.97
10	Ibrahim Maza – Wuje	Supply of Diesel & Engine Oil		6,000,000.00	2,000,000.00
11	Jibrin Abubakar	Supply of Diesel & Lubricant	Jan., 2011	7,180,000.00	7,180,000.00
12	Several Points Nig. Ltd	Renovation of VC's Residence	2009	11,473,135.48	7,405,201.15
13	Hamman Investment Nig. Ltd	Supply of Ring Culverts	April, 2007	8,500,000.00	6,500,000.00
14	Alh. Shehu Umar	Supply of Motor Parts	Aug., 2011	5,212,362.95	5,212,362.95
15	Green Witch	Supply of Stationeries	2009	7,340,636.40	4,340,636.40
16	El-Jau Group & Co.	Supply of Stationeries	2003	2,000,000.00	2,000,000.00
17	Abubakar Audu	Supply of Furniture	Oct., 2006	3,415,000.00	2,682,863.14
18	Chairman Elders Forum	Supply of Stationeries	2007	4,000,000.00	4,000,000.00
19	Lenyol Investment Ltd	Construction of 36Nos. Culvert at Nguroje & Mayo Ndaga	June, 2005	16,000,000.00	1,000,000.00
20	Globe Scope Security Ltd	Rendering of Security Service	Oct., 2007	11,000,000.00	11,000,000.00
21	De- Timasco Nig. Ltd	Supply of Tipper Motor, other Building Material and Spare parts	Aug., 2006	8,200,000.00	8,200,000.00
22	I.U. Daylop Nig. Ltd	Supply of Spare Parts	Nov., 2011	7,400,000.00	3,400,000.00
23	Pembi Ventures	Laundry Services	Oct., 2007	15,415,500.00	5,415,500.00
24	Aminchi Ventures Nig. Ltd	Supply & Installation of Transformer	-	2,808,130.00	984,090.00
25	Habu & Associate	Preparation & Supply of Architectural Designed bill of quantities	Sept., 2007	4,080,048.12	2,000,000.00
26	Amasco Global Nig. Ltd	Renovation of Gen. Hospital	Feb., 2005	10,963,413.87	1,963,413.89
27	Idris Adebayo	Supply of Sanitary Material	May, 2012	3,300,000.00	3,300,000.00
28	Zillion Tel Nig. Ltd	Construction of Classroom Block Admin/Lib. & VIP Toilet	Oct., 2008	19,221,742.34	7,615,300.00
29	Alh. Lawan Mustapha	Construction of 2Nos. Classroom	2001	7,566,474.24	2,066,474.24
30	Akua General Engineering	Drilling of 151Nos Hand Pump & 12Nos. Solar Powered Bore-Hole in the State	Aug., 2007	14,450,500.00	1,500,000.00
31	Lingo Investment Services Ltd	Rehabilitation of Garbabi Jauro Jallo Road in Gashaka	June, 2005	24,000,000.00	20,000,000.00
32	P & Partner Global	Supply of Hospital Equipment	March, 2004	5,125,000.00	2,125,000.00
33	Soj-Jeen Intergrated Ventures Ltd	Rehabilitation of Kpantisawa – Kassa road in Yorro LGA	June, 2005	18,000,000.00	4,000,000.00
34	Amampo Nig. Ltd	Rehabilitation of Jatau – Taka Lafiya road in Bali LGA	June, 2005	20,000,000.00	10,000,000.00
35	Pembi Venture	Laundry Services	-	12,000,000.00	12,000,000.00
36	Nuhu Abdullahi	Supply of Stationeries	2011	5,040,550.01	5,040,550.01
37	Ben Electronic Co. Nig. Ltd	Supply & Installation of Solar Light for the beautification of 2 round about in Jaingo.	2001	17,600,000.00	12,600,000.00
38	Chibi Global Nig. Ltd	Construction of a Culvert at Abuja Phase 2 Jalingo		5,000,000.00	5,000,000.00
39	Alhalas Business Ventures	Installation of Komatsu paid Loader Belgium Engine	2011	4,980,675.00	4,980,675.00
40	Dan Maimasa Global Concept Ltd	Supply of Perking 100 KVA Generator	2006	7,580,000.00	3,790,000.00
				386,506,006.11	226,370,675.00

SUPPLEMENTARY NOTE 13

TARABA STATE CONTRACT LIABILITY AS AT 31ST DECEMBER, 2024

S/N	NAME OF CONTRACTOR	PROJECTS	DATE OF AWARD	CONTRACT SUM	BAL. AS AT 31/12/2024
1	Artral Consultant	Design of Library Complex	1996	5,921,005.72	5,921,005.72
2	Nagarta Furniture Mbub	Supply of Furniture	Dec., 1991	518,000.00	518,000.00
3	International Ventures	Supply of Stationeries	2009	7,500,000.00	7,500,000.00
4	Micheal Eze	Supply of Fire Proof Safe Cabinet	May, 2005	17,000,000.00	10,000,000.00
5	YRK Ventures Zaitun Enterprises Services Ltd	Renovation and Fencing of Mobile Police Base, Jalingo	Oct., 2008	31,077,708.34	8,252,150.00
6		Supply of Diesel and Lubricant	Jan., 2011	7,820,000.00	3,061,328.86
7	Waziri & Co. Al-Umah Lau Nig.	Audi Fee	Sept., 2007	5,050,320.67	5,050,320.67
8	Enterprises Kumno	Supply of Souvenir	Feb., 2007	10,000,000.00	10,000,000.00
9	Construction Nig. Ltd	Construction of Fence Wall Side B & G Security Post	Aug., 2000	6,765,802.97	6,765,802.97
10	Ibrahim Maza – Wuje	Supply of Diesel & Engine Oil		6,000,000.00	2,000,000.00
11	Jibrin Abubakar Several Points Nig. Ltd	Supply of Diesel & Lubricant	Jan., 2011	7,180,000.00	7,180,000.00
12	Hamman Investment Nig. Ltd	Renovation of VC's Residence	2009	11,473,135.48	7,405,201.15
13		Supply of Ring Culverts	April, 2007	8,500,000.00	6,500,000.00
14	Alh. Shehu Umar	Supply of Motor Parts	Aug., 2011	5,212,362.95	5,212,362.95
15	Green Witch El-Jau Group & Co.	Supply of Stationeries	2009	7,340,636.40	4,340,636.40
16		Supply of Stationeries	2003	2,000,000.00	2,000,000.00
17	Abubakar Audu Chairman Elders	Supply of Furniture	Oct., 2006	3,415,000.00	2,682,863.14
18	Forum Lenyol	Supply of Stationeries	2007	4,000,000.00	4,000,000.00
19	Investment Ltd	Construction of 36Nos. Culvert at Nguroje & Mayo Ndaga	June, 2005	16,000,000.00	1,000,000.00
20	Globe Scope Security Ltd	Rendering of Security Service	Oct., 2007	11,000,000.00	11,000,000.00
21	De- Timasco Nig. Ltd	Supply of Tipper Motor, other Building Material and Spare parts	Aug., 2006	8,200,000.00	8,200,000.00
22	I.U. Daylop Nig. Ltd	Supply of Spare Parts	Nov., 2011	7,400,000.00	3,400,000.00
23	Pembi Ventures	Laundry Services	Oct., 2007	15,415,500.00	5,415,500.00
24	Aminchi Ventures Nig. Ltd	Supply & Installation of Transformer	-	2,808,130.00	984,090.00
25	Habu & Associate	Preparation & Supply of Architectural Designed bill of quantities	Sept., 2007	4,080,048.12	2,000,000.00
26	Amasco Global Nig. Ltd	Renovation of Gen. Hospital	Feb., 2005	10,963,413.87	1,963,413.89
27	Idris Adebayo Zillion Tel Nig. Ltd	Supply of Sanitary Material	May, 2012	3,300,000.00	3,300,000.00
28		Construction of Classroom Block Admin/Lib. & VIP Toilet	Oct., 2008	19,221,742.34	7,615,300.00
29	Alh. Lawan Mustapha	Construction of 2Nos. Classroom	2001	7,566,474.24	2,066,474.24
30	Akua General Engineering	Drilling of 151Nos Hand Pump & 12Nos. Solar Powered Bore-Hole	Aug., 2007	14,450,500.00	1,500,000.00
31	Lingo Investment Services Ltd	Rehabilitation of Garbabi Jauro Jallo Road in Gashaka	June, 2005	24,000,000.00	20,000,000.00
32	P & Partner Global	Supply of Hospital Equipment	March, 2004	5,125,000.00	2,125,000.00
33	Soj-Jeen Intergrated Ventures Ltd	Rehabilitation of Kpantisawa – Kassa road in Yorro LGA	June, 2005	18,000,000.00	4,000,000.00
34	Amampo Nig. Ltd	Rehabilitation of Jatau – Taka Lafiya road in Bali LGA	June, 2005	20,000,000.00	10,000,000.00
35	Pembi Venture	Laundry Services	-	12,000,000.00	12,000,000.00
36	Nuhu Abdullahi Ben Electronic Co. Nig. Ltd	Supply of Stationeries	2011	5,040,550.01	5,040,550.01
37	Chibi Global Nig. Ltd	Supply & Inst. of Solar Light of 2 round about in Jaingo.	2001	17,600,000.00	12,600,000.00
38		Construction of a Culvert at Abuja Phase 2 Jalingo		5,000,000.00	5,000,000.00
39	Alhalas Business Ventures	Installation of Komatsu paid Loader Belgium Engine	2011	4,980,675.00	4,980,675.00
40	Dan Maimasa Global Concept Ltd	Supply of Perking 100 KVA Generator	2006	7,580,000.00	3,790,000.00
TOTAL:				386,506,006.11	226,370,675.00

SUPPLEMENTARY NOTE 14

Pension and Gratuity

PENSION AND GRATUITIES DUE BUT NOT PAID

TYPE OF RETIREMENT BENEFIT	AMOUNT N	AMOUNT N
Gratuities	20,187,222,425.23	17,065,816,945.43
Terminal Pension	3,664,744,836.67	2,310,439,718.77
Arrears of Monthly Pension	<u>1,978,953,575.08</u>	<u>1,306,581,694.54</u>
	25,830,920,836.98	20,682,838,358.74
LESS: DEDUCTION OF OVERPAYMENT:	<u>2,525,914,564.49</u>	<u>2,017,385,579.55</u>
NET UNPAID PENSIONS & GRATUITIES:	<u>23,305,006,272.49</u>	<u>18,665,452,779.19</u>



Taraba

State